



REPORT TO THE SUPREME COURT OF  
OHIO

FROM THE OHIO LEGAL ASSISTANCE  
FOUNDATION

VOLUNTARY, ANONYMOUS PRO BONO  
REPORTING FOR  
CALENDAR YEAR 2015

June 29, 2016



REPORT TO THE SUPREME COURT OF OHIO  
FROM THE OHIO LEGAL ASSISTANCE FOUNDATION

VOLUNTARY, ANONYMOUS PRO BONO REPORTING  
FOR CALENDAR YEAR 2015

TABLE OF CONTENTS

Executive Summary

Report to the Supreme Court of Ohio

Appendix 1: Voluntary Pro Bono Reporting (Calendar Year 2015):  
Summary of Pro Bono Reporting Results

# VOLUNTARY PRO BONO REPORTING CALENDAR YEAR 2015 EXECUTIVE SUMMARY

Voluntary Pro Bono Reporting advances the Supreme Court of Ohio's goals of encouraging pro bono legal service by Ohio attorneys and advancing access to justice throughout the state. The Foundation is pleased and privileged to support the Supreme Court in this important effort.

**1,828**

**(83% increase)**

Individual attorneys chose to report.

**2,503**

**(84% Increase)**

attorneys had representatives report on their behalf.

**4,331**

**(97% increase)**

Total number of attorneys who reported.

Percent of attorneys on active registration choosing to report:

**10%**

Individual reporting:

**83%**  
increase

Representative reporting:

**84%**  
increase

Percent of participating individual attorneys who provided pro bono legal services in 2015:

**55%**  
(16% decrease)

Number of hours reported by individual attorneys

**= 43,253**  
(19% decrease)

Number of hours reported by representatives on behalf of attorneys working in firms, corporate law departments, governmental units, and the like

**= 33,089**  
(20% decrease)

**Total number of hours reported**

**= 76,342**  
(6% decrease)

**45.6 hours**  
(14% decrease)

Average number of pro bono hours by individual attorneys reporting pro bono legal services on their own behalf

**13.2 hours**  
(37% decrease)

Average number of pro bono hours per attorney, as reported by representatives

The opportunity to participate in Voluntary Pro Bono reporting was available from January 12, 2016 until March 31, 2016.

**43,405 emails**

were sent to notify attorneys of the opportunity to report (a decrease of just 284 from the number sent in January, 2015)

Value of reported pro bono legal services, at \$135 per hour:

**\$10,300,000**



REPORT TO THE SUPREME COURT OF OHIO  
FROM THE OHIO LEGAL ASSISTANCE FOUNDATION

VOLUNTARY, ANONYMOUS PRO BONO REPORTING FOR  
CALENDAR YEAR 2015

**Introduction**

In 2007, the Supreme Court of Ohio announced its Statement Regarding the Provision of Pro Bono Legal Services by Ohio Lawyers, in which it encouraged lawyers to engage in new or additional pro bono opportunities. The Court stated that to document those efforts it would, in conjunction with the Ohio Legal Assistance Foundation (the Foundation), “develop a means by which Ohio lawyers may report voluntarily and anonymously their pro bono activities and financial support for legal aid programs.”

Working closely with Supreme Court administrative staff, the Foundation implemented the all-electronic reporting opportunity in January 2009 for any lawyer with an active Ohio registration and an email address on file with the Court.<sup>1</sup> The reporting process allows attorneys to report pro bono activities and/or financial contributions to organizations that provide legal services to persons of limited means.

Improvements to voluntary pro bono reporting have been added in subsequent years, including creation of the ability for firm, company, department or agency representatives to report for attorneys in the aggregate; the ability of attorneys whose pro bono hours were being reported in the aggregate to separately report financial contributions; and, most recently, the addition of attorneys registered under corporate status to the Court’s invitation to report.

At the conclusion of each annual pro bono reporting opportunity, the Foundation has compiled the results and delivered a report of the results, with analysis, to the Court.

The complete voluntary pro bono reporting results for Calendar Year 2015 are attached as Appendix 1. In order that the Court may more quickly and conveniently review the results, the Foundation is delivering the 2015 pro bono reporting data in tabular format.

---

<sup>1</sup> For 2015 voluntary pro bono reporting, an email address was available for nearly 100 percent of attorneys with an active registration status.

**I. PRO BONO LEGAL SERVICES**

**Summary of Results for Voluntary Pro Bono Reporting 2008-2015**

Year	# of emails sent	# of attorneys reporting	% of attorneys reporting	# hours	avg/atty	\$ value at \$135/hr	average financial contribution
2008	35,000	4,269	12	123,038	49.3	\$16.6M	\$775
2009	37,616	2,515	7	96,508	56.6	\$13M	\$464
2010*	38,599	5,543	14	139,641	25.2	\$18.8M	\$223
2011*	35,022	2,955	8	76,679	33.4	\$10.3M	\$208
2012*	40,365	4,018	10	100,060	38.7	\$13.5M	\$369
2013*	41,244	3,351	8	100,964	30.1	\$13.6M	\$253
2014*	43,689	2,193	5	80,897	36.8	\$10.9M	\$316
2015*	43,405	4,331	10	76,342	29.4	\$10.3M	\$302

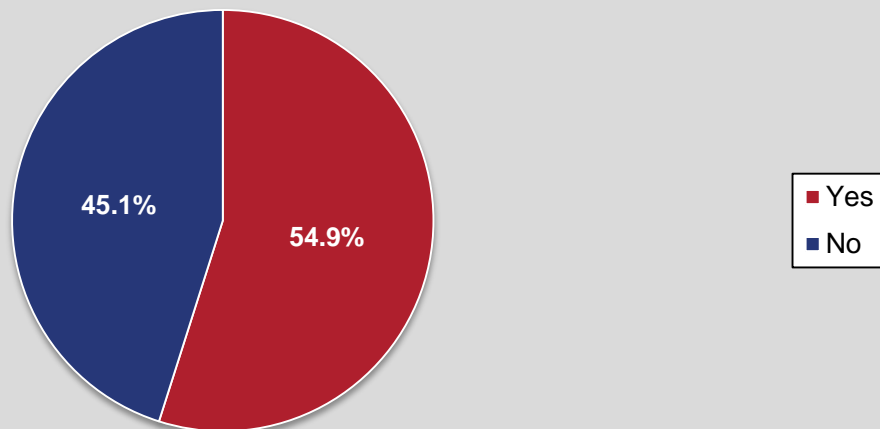
\* Individual and representative results combined

**The Number of Attorneys Participating in 2015 Voluntary Pro Bono Reporting**

	2015	2014	% change
Individual reporting	1,828	1,001	+83%
Representative reporting	2,503	1,363	+84%

**The Percentage of Attorneys Participating in Voluntary Pro Bono Reporting Who Provided Pro Bono Legal Services in 2015**

Did you provide hours of "pro bono legal services" in the state of Ohio during calendar year 2015?





**The Number of Hours of Pro Bono Legal Services Provided in 2015 by Attorneys Participating in Voluntary Pro Bono Reporting**

	2015	2014	% change
<b>Individuals</b>	43,253	53,401	-19%
<b>Representatives</b>	33,089	27,496	+20%
<b>TOTAL</b>	76,342	80,897	-6%

**Average Number of Hours of Pro Bono Legal Services per Attorney Participating in Voluntary Pro Bono Reporting**

	2015	2014	Change
<b>Individuals</b>	45.6	53.3	-14%
<b>Representatives</b>	13.2	20.8	-37%
<b>Overall Average</b>	29.4	37.5	-22%

**The Economic Value of Pro Bono Legal Services**

<b>Value of Reported Hours @ \$135</b>	<b>\$10.3M</b>
<b>Equivalent # of Legal Aid Lawyers @ \$68,000</b>	151
<b>Value of Reported Pro Bono Hours Pro Rata by Reported Billing Rates<sup>2</sup></b>	\$5.9M

<sup>2</sup> Value calculated using the average of percentages reported in answer to questions 21(C), and 27(C) in Appendix 1, and using midpoint of each hourly billing rate range. Percentage over \$400 was calculated using \$400 per hour.



**Practice Areas in Which Pro Bono Legal Services Were Reported by Individual Attorneys<sup>3</sup>**

<b>Answer Options</b>	<b>% of Responses</b>	<b># of Responses</b>
Bankruptcy and Consumer Law, including Collections	17.9%	164
Business/Corporate, including Non Profit Representation*	25.8%	236
Education Law	3.3%	30
Employment Law	11.7%	107
Family Law, including Domestic Violence	30.8%	282
Property Law, including Foreclosure and Landlord/Tenant	27.4%	251
Seniors/Elder Law	15%	137
Tax Law	5.2%	48
Veterans	4.4%	40
Wills and Probate	28%	256
Other (please specify)	26%	237

**Practice Areas in Which Pro Bono Legal Services Were Reported by Representatives**

<b>Answer Options</b>	<b>% of Responses</b>	<b>Response Count</b>
Bankruptcy and Consumer Law, including Collections	36.5%	27
Business/Corporate, including Non Profit Representation*	32.4%	24
Education Law	9.5%	7
Employment Law	21.6%	16
Family Law, including Domestic Violence	36.5%	27
Property Law, including Foreclosure and Landlord/Tenant	32.4%	24
Seniors/Elder Law	10.8%	8
Tax Law	13.5%	10
Veterans	17.6%	13
Wills and Probate	24.3%	18
Other (please specify)	40.5%	30

\* Service on a nonprofit board is not considered pro bono legal service unless the legal services are provided to the organization in lieu of paid counsel.

<sup>3</sup> Percentages in these two tables equal more than 100% as participants were asked to select all categories that applied.

**“Other” Practice Areas Reported by Individual Attorneys and Representatives**

<b>Selected “Other” Practice Areas – Individual and Representative Reporting Combined</b>	<b>Percent of Total Reported “Other” Practice Areas</b>
Criminal <sup>4</sup>	19.3%
Immigration	5%
Post-Conviction Relief/ Expungement	6.7%
Social Security/ Social Security Disability	3%

**Regions of the State in Which Pro Bono Legal Services Were Rendered**

<b>Region</b>	<b>Individual Reporting</b>	<b>Representative Reporting</b>	<b>Combined</b>	<b>2014 Reporting, Combined</b>
Central	24.4%	34.1%	29.2%	29.2%
Central Northeast	10.3%	3.4%	6.8%	7.3%
Northeast	26.2%	23.9%	25%	30.4%
Northwest	10.3%	6.8%	8.5%	7.7%
Southeast	2.5%	6.9%	4.7%	1.1%
Southwest	26.1%	25%	25.5%	24.3%

<sup>4</sup> The reporting website page for practice areas cautions, “Pro bono legal services is providing civil legal assistance to persons of limited means and is not indigent criminal representation.”



**Referral Sources for Pro Bono Cases or Matters<sup>5</sup>**

Referral Source	Individual Reporting	Representative Reporting	Combined	2014 Reporting, Combined
Legal Aid	27.8%	42.5%	35.1%	44%
Bar Association	10.9%	19.2%	15%	25.9%
Pro Bono Program	9.3%	24.7%	17%	17.9%
Court or Court-Based Program	10.3%	21.9%	16.1%	20%
Another Attorney	16.6%	17.8%	17.2%	21.3%
Self-Referral <sup>6</sup>	47.5%	35.6%	41.5%	41.2%
Other	23.2%	34.2%	28.7%	20.3%

**Text Analysis of “Other” Referral Sources Reported by Individual Attorneys<sup>7</sup>**

Court Hospitals Program Brief Advice Profit Clemency Project  
 Existing Clients WORD of MOUTH Church  
 Public Defender Board Assistance Organization  
 Walk Referrals Veterans Legal Contact Friend  
 Civil Rights Pro Bono Taken Advantage Calls ProKids  
 Volunteer Party Community Attorney

**Text Analysis of “Other” Referral Sources Reported by Representatives**

Advocacy Groups Client Non-profit

<sup>5</sup> Percentages equal more than 100%; participants were asked to check all that applied.

<sup>6</sup> Self-referral is defined on the reporting website as “My own client whom I agreed to represent pro bono at the START of the representation.”

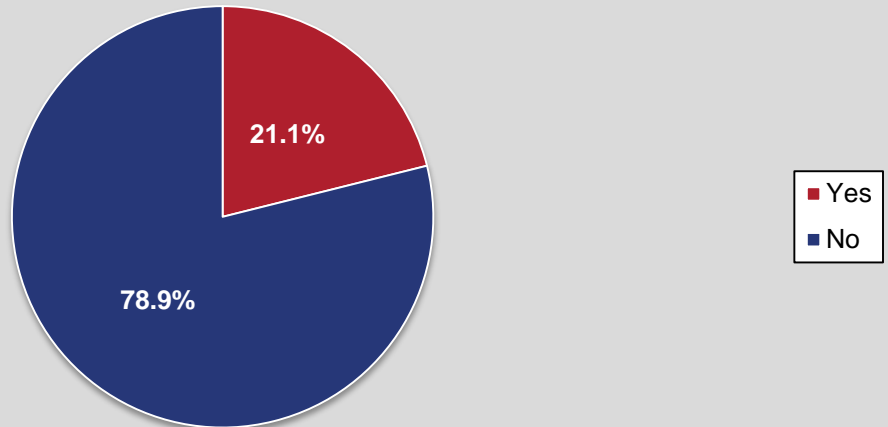
<sup>7</sup> Text analysis uses text size to highlight the relative prevalence of words in answers to open-ended questions.

## II. FINANCIAL CONTRIBUTIONS

### Financial Contributions to Ohio Organizations Providing Legal Services to Persons of Limited Means

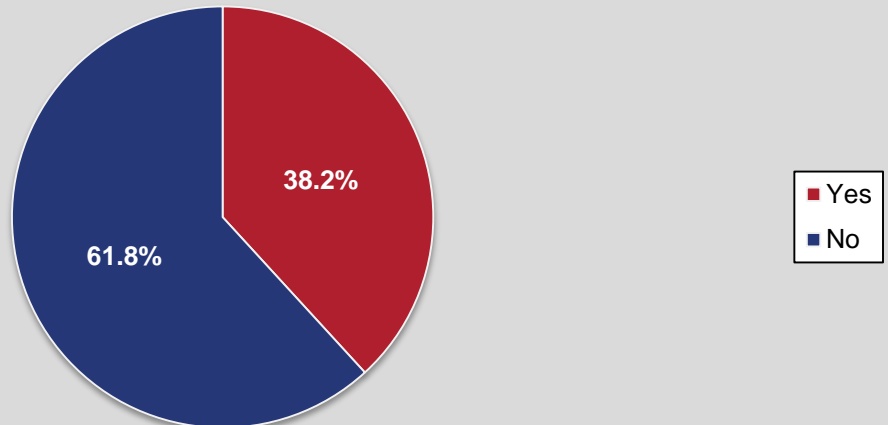
#### Individual Attorneys

For calendar year 2015, did you make any financial contributions to Ohio organizations that provide legal services to persons of limited means?



#### Representatives

For calendar year 2015, did members of your firm (or office/branch), company, department or agency for whom you are reporting make financial contributions to Ohio organizations that provide legal services to persons of limited means?





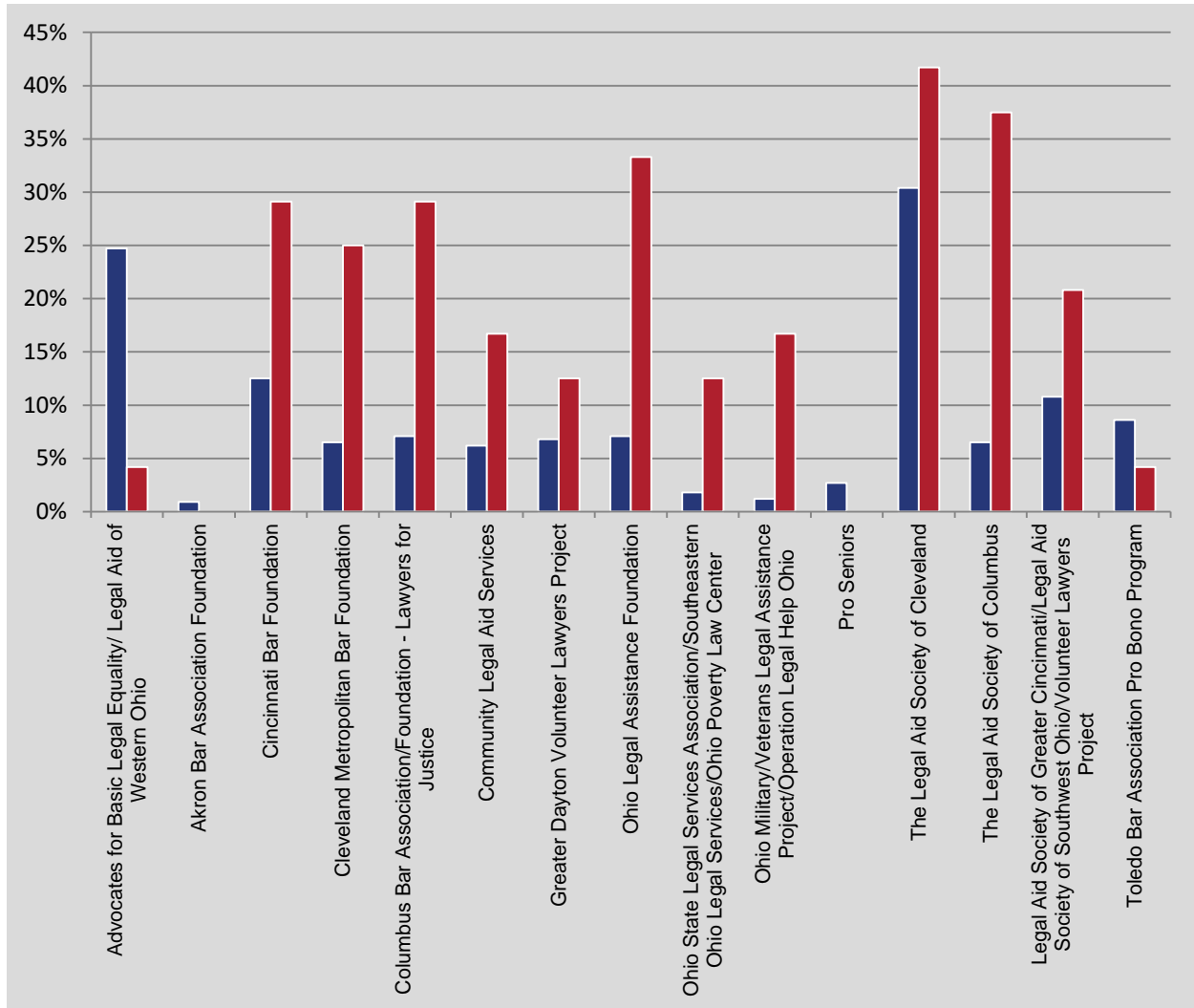
**Reported Financial Contributions to Ohio Organizations**  
**Providing Legal Services to Persons of Limited Means**

	2015	2014	Percent Increase/Decrease
<b>Individual Attorneys</b>	\$163,063	\$149,255	+9.2%
<b>Representative Reporting</b>	\$242,600	\$119,450	+103%
<b>Average Individual Contribution</b>	\$453	\$446	+15.6%
<b>Average Representative Reported Contribution</b>	\$151	\$186	-18.8%
<b>Overall Average Contribution</b>	\$302	\$316	-4.4%
<b>Range of Individual Attorney Contributions</b>	\$0-\$13,250	\$0-\$25,000	-47%
<b>Range of Representative Reported Contributions</b>	\$0-\$45,000	\$0-\$50,000	-10%
<b>Most Frequently Reported Individual Contribution</b>	\$100	\$100	0

### Organizations Receiving Reported Contributions<sup>8</sup>

Individual contributions shown in blue

Representative-reported contributions shown in red

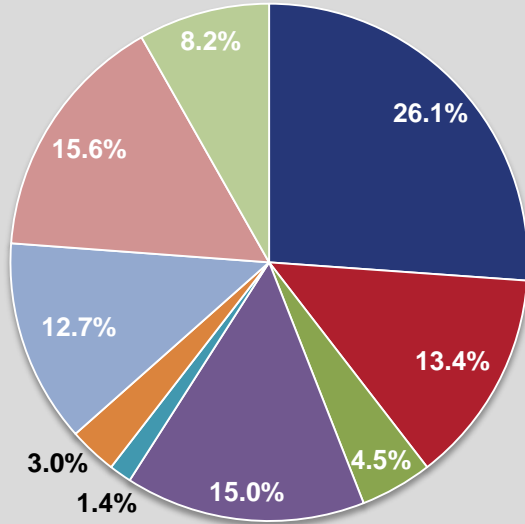


<sup>8</sup> In 2015, charitable giving nationally increased by 4.1 percent from 2014. Individual giving represented 71 percent of total giving and human services received 12 percent of contributions, third behind religious and educational recipients. Giving to human services organizations increased by 4.2 percent over the previous year. Source: *Giving USA 2016: The Annual Report on Philanthropy for the Year 2015*; The Indiana University Lilly Family School of Philanthropy, <http://www.givinginstitute.org/?page=GUSAAnnualReport>

### III. DEMOGRAPHIC INFORMATION

#### Practice Settings Reported by Individuals

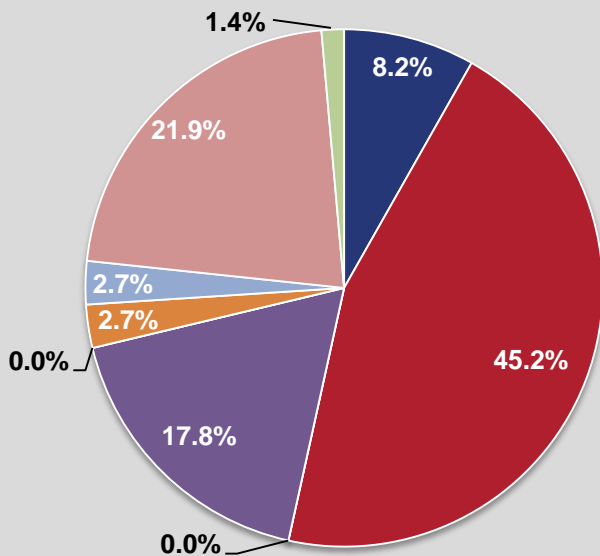
A) Do you work for/in a:



- Solo Practice
- Firm with 2-10 Full-Time Lawyers
- Firm with 11-25 Full-Time Lawyers
- Firm with over 25 Full-Time Lawyers
- Legal Services Related Organization
- Non-Profit Organization
- Government
- Corporate
- Other (please specify)

#### Practice Settings Reported by Representatives

A) Do you work for/in a:



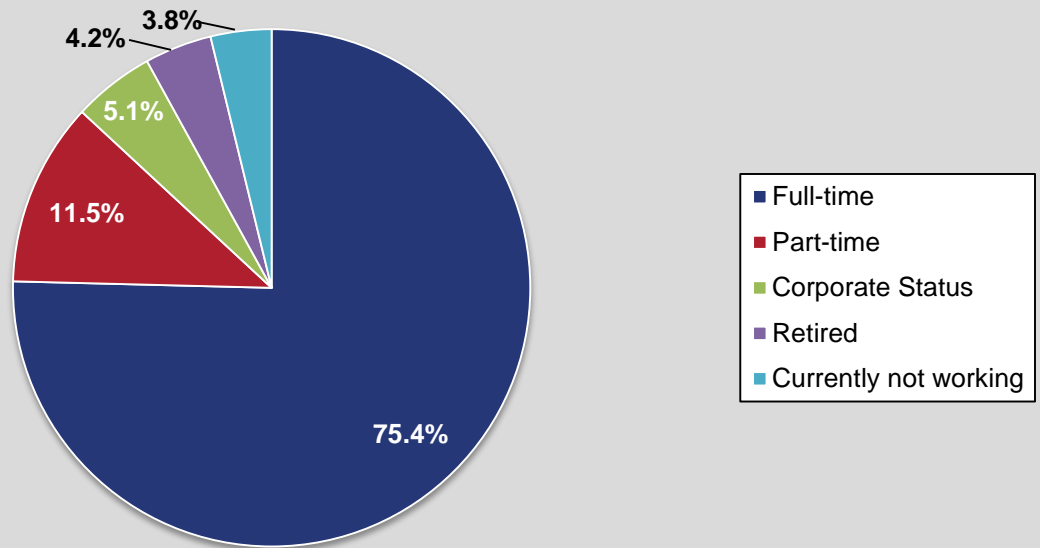
- Solo Practice
- Firm with 2-10 Full-Time Lawyers
- Firm with 11-25 Full-Time Lawyers
- Firm with over 25 Full-Time Lawyers
- Legal Services Related Organization
- Non-Profit Organization
- Government
- Corporate
- Other (please specify)

Text Analysis of “Other” Practice Settings Reported by Individual Attorneys

Contract Work Private Law School Professional University  
 Counsel Management Not Work Public Defender  
 Attorney Professor Practice  
 Insurance Company Retired Student Firm  
 Non-attorney Position Employed Business Legal Capacity  
 Unemployed Non-practicing Non-legal Part-time

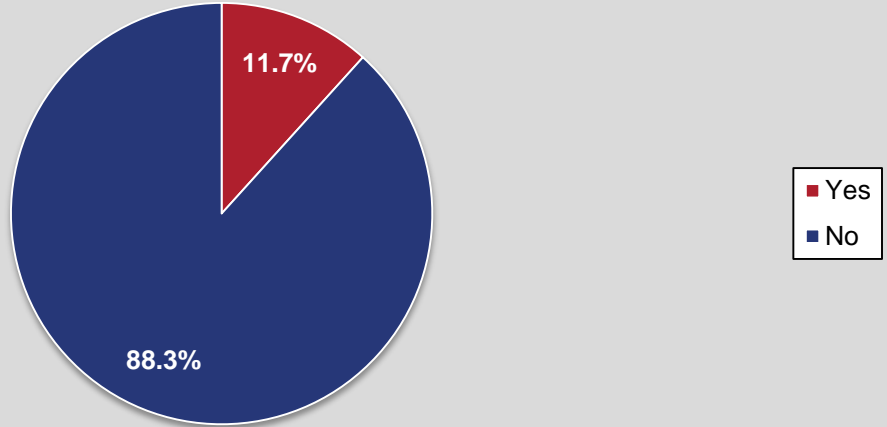
Work Status – Individual Attorneys

D) Work Status?



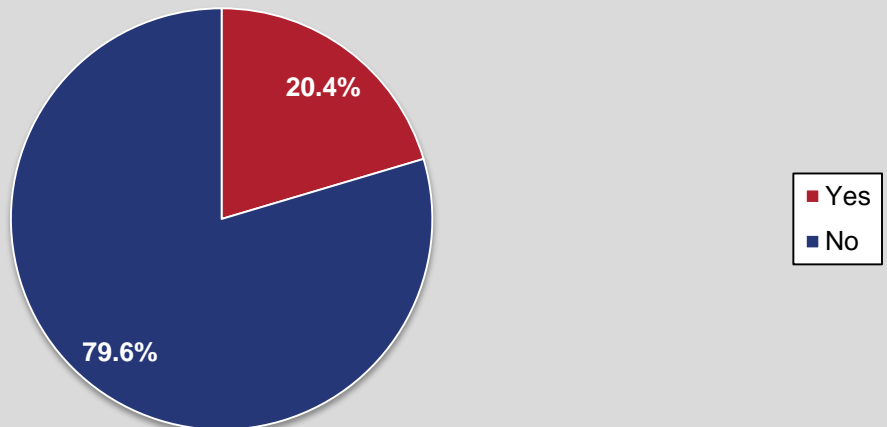
**CLE Credit for Pro Bono Services – Individual**

Have you applied to receive CLE credit for any pro bono legal services performed in 2015?



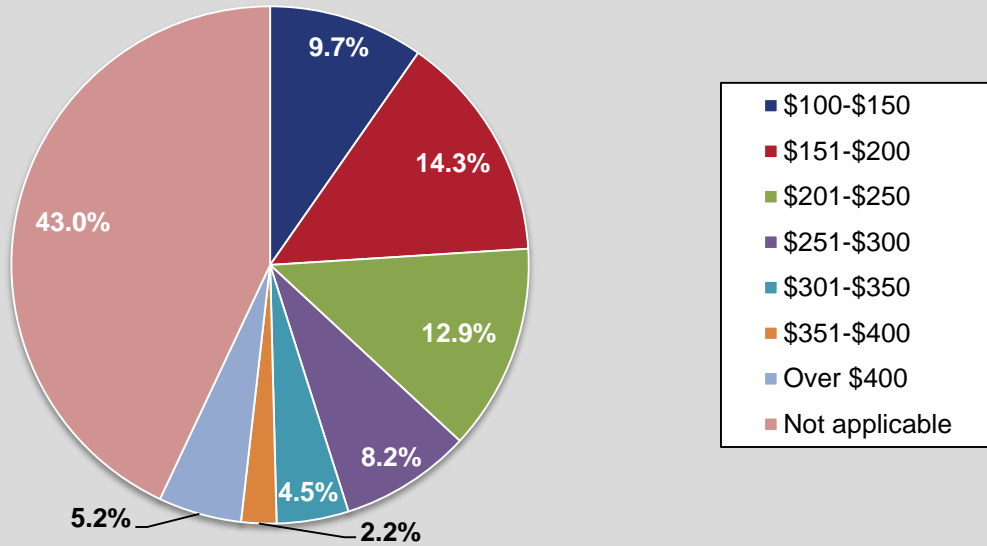
**CLE Credit for Pro Bono Services – Reported by Representatives**

Have any attorneys for whom you are reporting applied to receive CLE credit for any pro bono legal services performed in 2015?



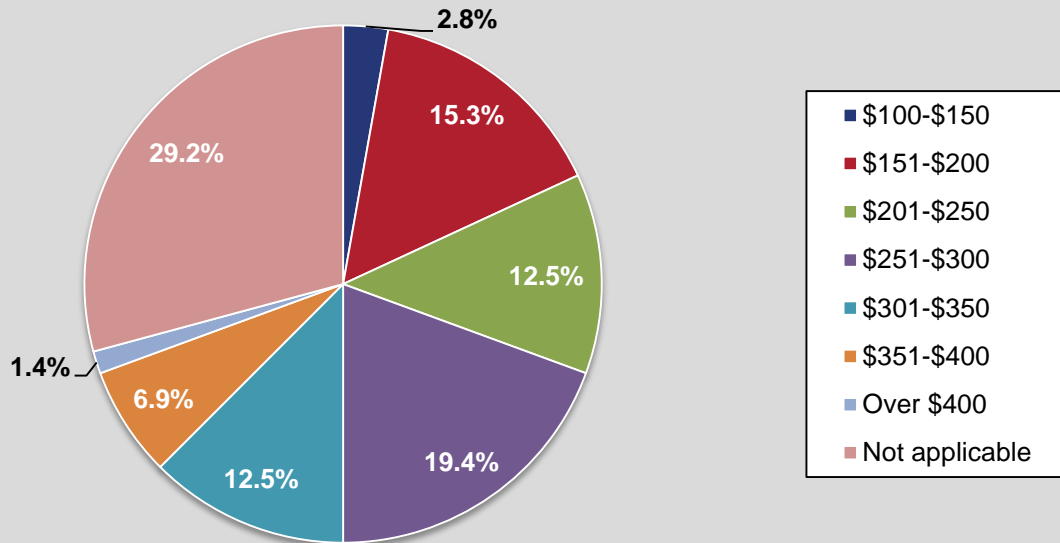
**Average Hourly Billing Rates Reported by Individuals**

C) What is your average hourly billing rate?



**Average Hourly Billing Rates Reported by Representatives**

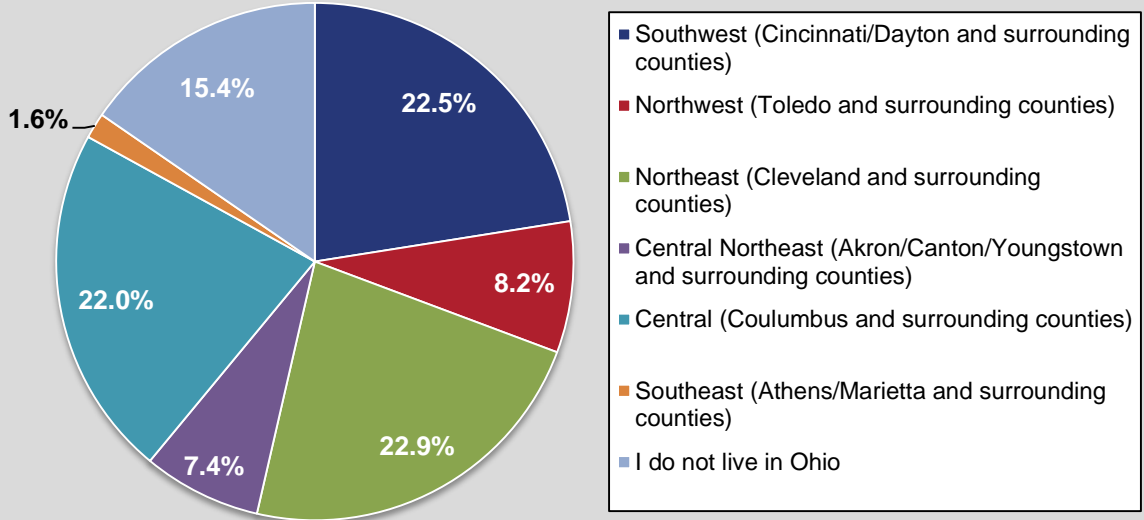
C) What is the average hourly billing rate for attorneys in your firm (or office/branch), company, department or agency?





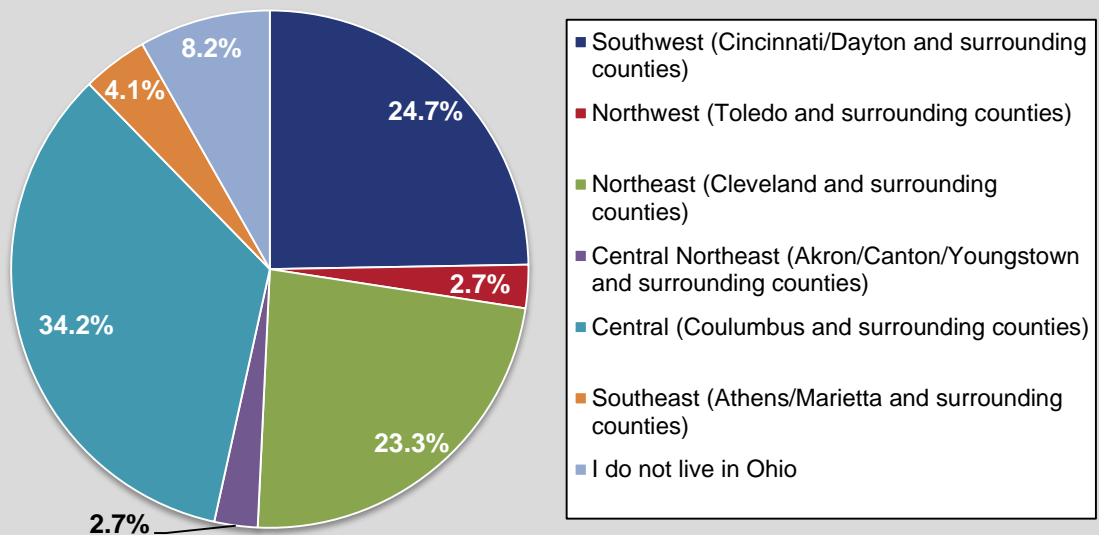
**In What Part of the State Do You Live?**

**B) In what part of the state do you live?**



**In What Part of the State is Your Firm, Company, Department or Agency Located?**

**B) In what part of the state is your firm (or office/branch), company, department or agency situated?**





REPORT TO THE SUPREME COURT OF OHIO  
FROM THE OHIO LEGAL ASSISTANCE FOUNDATION

VOLUNTARY, ANONYMOUS PRO BONO REPORTING FOR  
CALENDAR YEAR 2015

**Conclusion**

The number of attorneys choosing to participate in 2015 voluntary pro bono reporting more than doubled from last year. While no data is collected on factors affecting an attorney's decision to participate in the voluntary, anonymous reporting process, the Foundation believes it is highly likely the Court's visible interest in access to justice, including the appointment of a task force on the subject and its attention to the report and recommendations issued by the task force, played a role. The Court's emphasis on access to justice was reinforced throughout 2015 by the Ohio State Bar Association's decision to hold an Access to Justice Summit in May of 2015 and to make access to justice the subject of a lunchtime panel presentation at each of its 2015-2016 district annual meetings. In addition, the Foundation is pleased to note that, in the first full year following the Court's enactment of a rule permitting attorneys registered under corporate practice status to provide pro bono legal services, five percent of participating attorneys identified themselves as corporate practice attorneys.

Despite the significant increase in the number of attorneys choosing to participate, the total number of reported pro bono hours declined by roughly five percent. The number of attorneys who chose to participate in voluntary pro bono reporting, but reported they provided no pro bono legal services in 2015, increased by almost 30 percent. While an attorney's decision to provide pro bono legal services is often not attributable to a single factor, Ohio's legal aid pro bono professionals have noted anecdotally that economic improvement in the legal market has meant that attorneys have less time to do pro bono work than was available to them during the years of the recent economic recession.

Pro bono reporting continues to be recognized both as an important data-gathering tool and as a method for encouraging attorneys to fulfill the professional ethic of ensuring equal access to justice for those who cannot afford to hire an attorney. The Foundation is pleased to continue to support Ohio's online opportunity to report pro bono legal services and charitable contributions to Ohio organizations providing legal services to persons of limited means as it supports the Supreme Court of Ohio's goals of encouraging pro bono legal service by Ohio attorneys and advancing access to justice.

The Foundation expresses its appreciation for the continuing courtesy and support of Susan B. Christoff, Esq., Director of the Attorney Services Division; Jenna Gant, Public Information Specialist; and, Mark Dutton, Manager of Application Development.

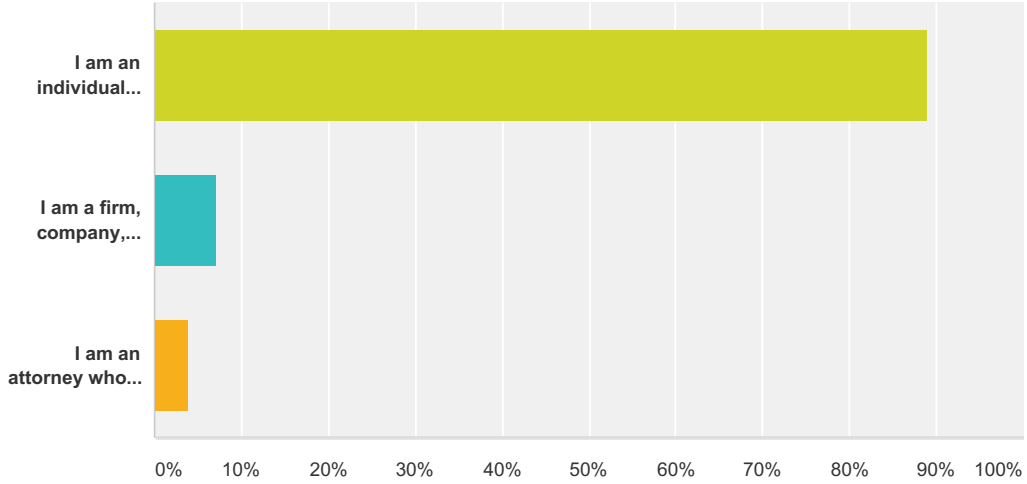


## **APPENDIX 1**

Voluntary Pro Bono Reporting (Calendar Year 2015):  
Summary of Pro Bono Reporting Results

**Q1 Please check the description that best describes who you are and what you are reporting. Choose only one.**

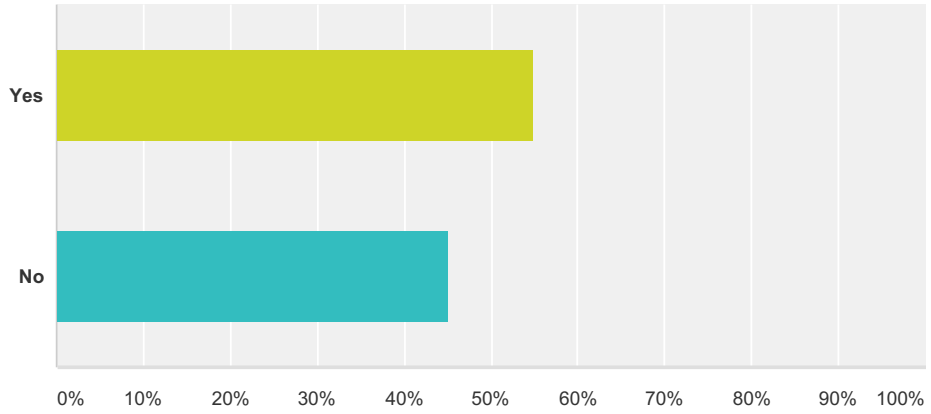
Answered: 2,055 Skipped: 0



Answer Choices	Responses
I am an individual attorney reporting pro bono hours and/or financial contributions to Ohio organizations that provide legal services to persons of limited means.	<b>88.95%</b> 1,828
I am a firm, company, department or agency representative reporting pro bono hours, and/or financial contributions to Ohio organizations that provide legal services to persons of limited means, on behalf of others or myself and others..	<b>7.10%</b> 146
I am an attorney whose pro bono hours are being reported by a representative, and I am reporting ONLY my financial contributions to Ohio organizations that provide legal services to persons of limited means.	<b>3.94%</b> 81
<b>Total</b>	<b>2,055</b>

### Q2 Did you provide hours of "pro bono legal services" in the state of Ohio during calendar year 2015?

Answered: 1,806 Skipped: 249



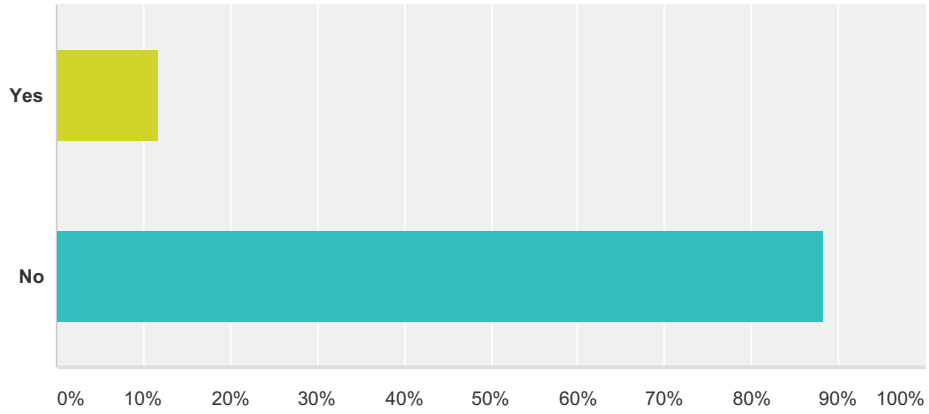
Answer Choices	Responses	
Yes	54.93%	992
No	45.07%	814
<b>Total</b>		<b>1,806</b>

**Q3 A) Please enter the number of hours of pro bono legal services provided during calendar year 2015 in the state of Ohio. While an exact answer is preferred, a good faith estimate may be used to answer this question.**

Answered: 949 Skipped: 1,106

**Q4 Have you applied to receive CLE credit for any pro bono legal services performed in 201?**

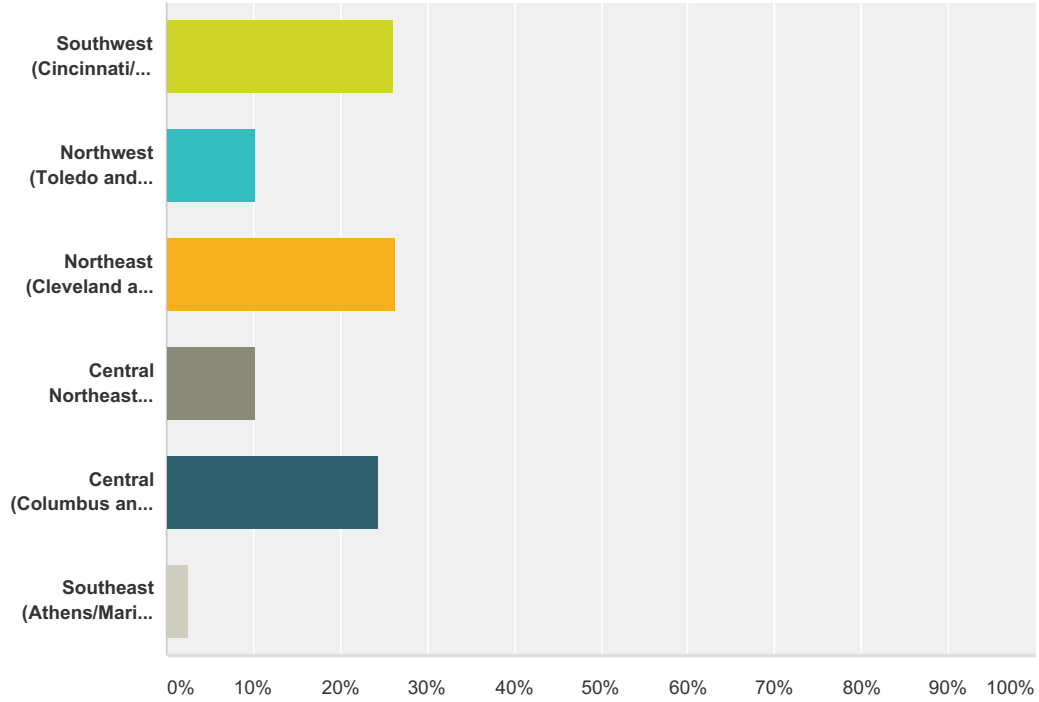
Answered: 949 Skipped: 1,106



Answer Choices	Responses
Yes	11.70% 111
No	88.30% 838
<b>Total</b>	<b>949</b>

**Q5 B) In what part of the state did you provide all or most of your pro bono legal services?**

Answered: 949 Skipped: 1,106

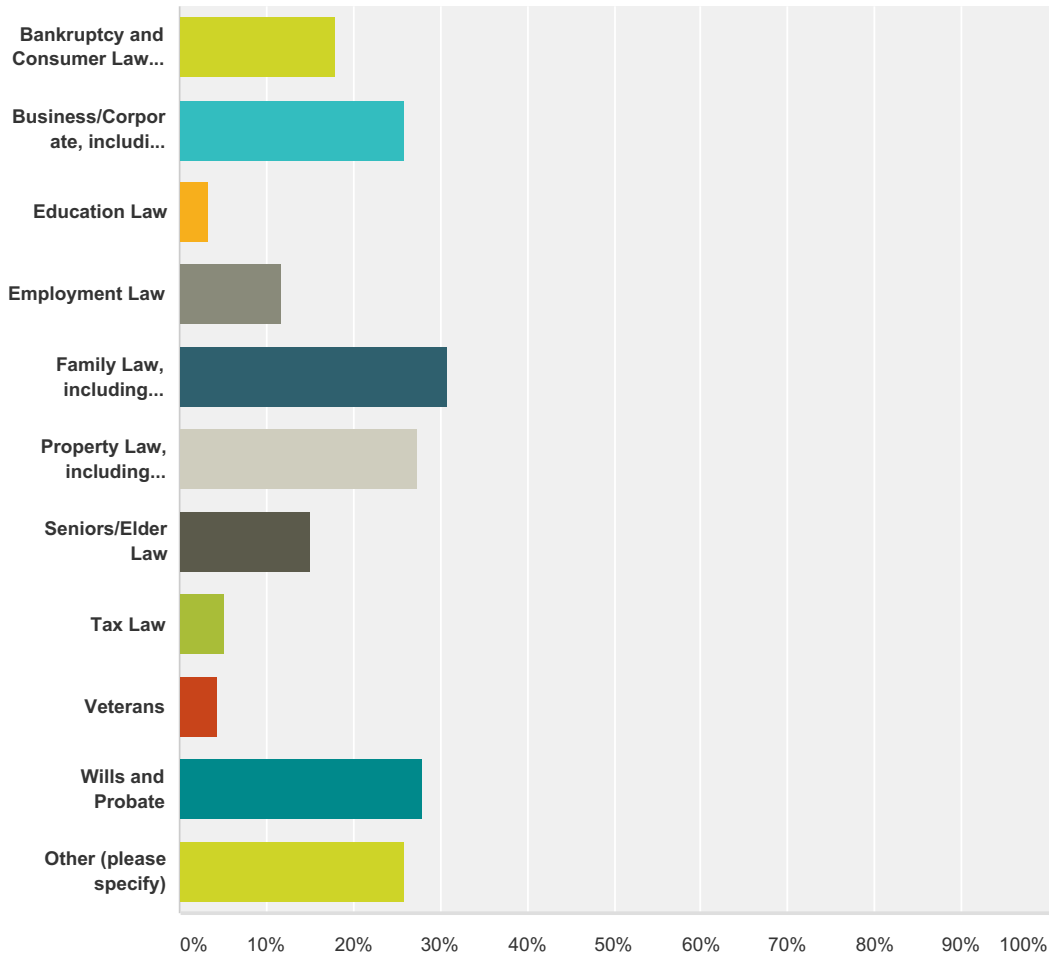


Answer Choices	Responses
Southwest (Cincinnati/Dayton and surrounding counties)	26.13% 248
Northwest (Toledo and surrounding counties)	10.33% 98
Northeast (Cleveland and surrounding counties)	26.24% 249
Central Northeast (Akron/Canton/Youngstown and surrounding counties)	10.33% 98
Central (Columbus and surrounding counties)	24.45% 232
Southeast (Athens/Marietta and surrounding counties)	2.53% 24
<b>Total</b>	<b>949</b>



**Q6 A) In what practice area(s) did you provide pro bono legal services? Select all that apply. Use the "other" category only for specific areas that do not fall within the general categories listed below, e.g., patent or immigration.**

Answered: 915 Skipped: 1,140



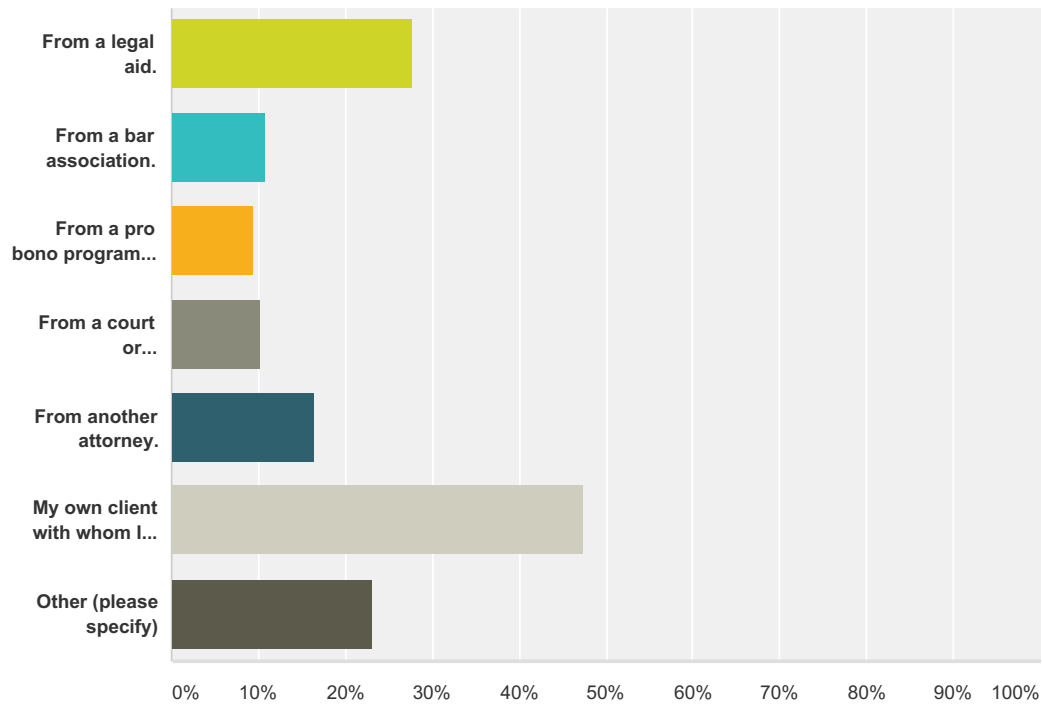
Answer Choices	Responses
Bankruptcy and Consumer Law, including Collections	17.92% 164
Business/Corporate, including Non Profit Representation*	25.79% 236
Education Law	3.28% 30
Employment Law	11.69% 107
Family Law, including Domestic Violence	30.82% 282
Property Law, including Foreclosure and Landlord/Tenant	27.43% 251
Seniors/Elder Law	14.97% 137

## Voluntary Pro Bono Reporting (Calendar Year 2015)

Tax Law	5.25%	48
Veterans	4.37%	40
Wills and Probate	27.98%	256
Other (please specify)	25.90%	237
<b>Total Respondents: 915</b>		

**Q7 B) From what source(s) did you receive the case(s) or matter(s) for which you provided pro bono legal services? Select all that apply. Use the "other" category only for the few specific referral sources that do not fit within the broad categories listed below.**

Answered: 910 Skipped: 1,145



Answer Choices	Responses
From a legal aid.	27.80% 253
From a bar association.	10.88% 99
From a pro bono program not affiliated with a bar association or legal aid.	9.34% 85
From a court or court-sponsored program.	10.33% 94
From another attorney.	16.59% 151
My own client with whom I agreed to represent pro bono at the START of representation.	47.47% 432
Other (please specify)	23.19% 211
<b>Total Respondents: 910</b>	

**Q8 A) Please enter the number of hours of pro bono legal services provided during calendar year 2015 in the state of Ohio by attorneys in the firm (or office/branch), company, department or agency for whom you are reporting. While an exact answer is preferred, a good faith estimate may be used to answer this question.**

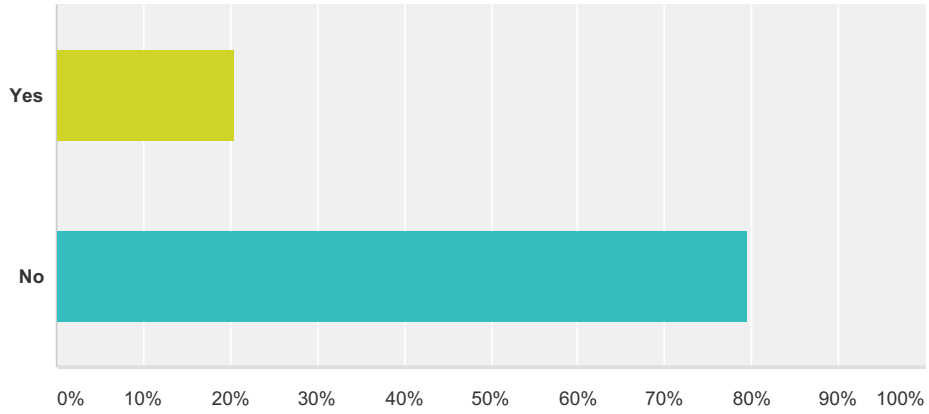
Answered: 88 Skipped: 1,967

**Q9 Please enter the number of attorneys in your firm (or office/branch), company, department or agency for whom you are reporting.**

Answered: 88 Skipped: 1,967

**Q10 Have any attorneys for whom you are reporting applied to receive CLE credit for any pro bono legal services performed in 2015?**

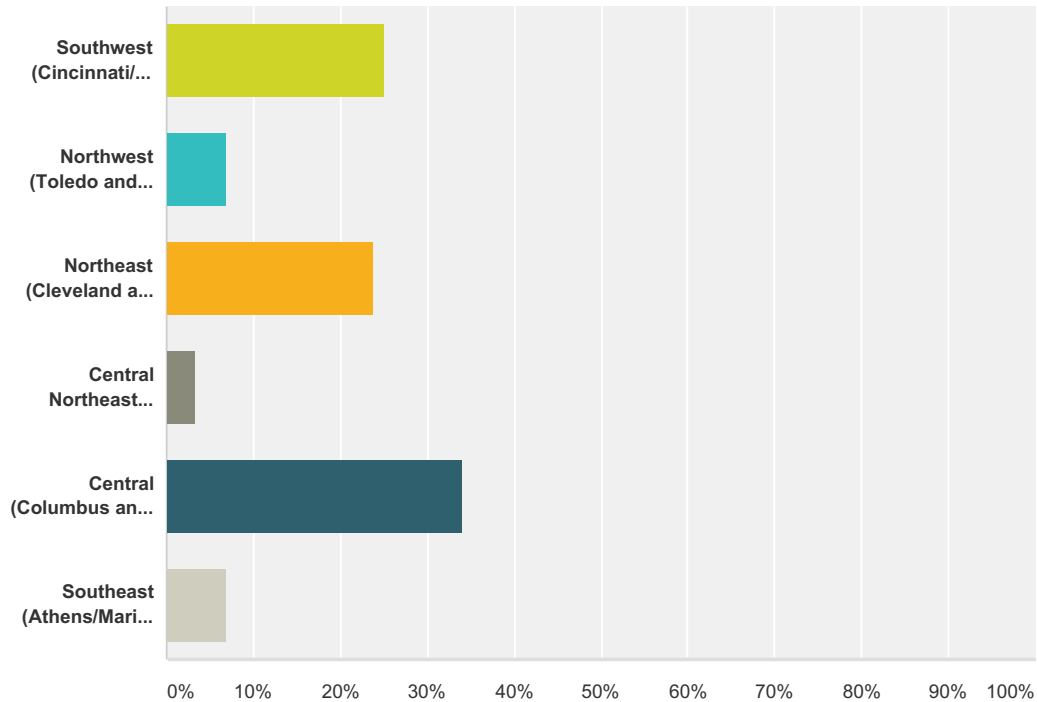
Answered: 88 Skipped: 1,967



Answer Choices	Responses
Yes	20.45% 18
No	79.55% 70
<b>Total</b>	<b>88</b>

**Q11 B) In what part of the state did your firm (or office/branch), company, department or agency provide all or most of its pro bono legal services?**

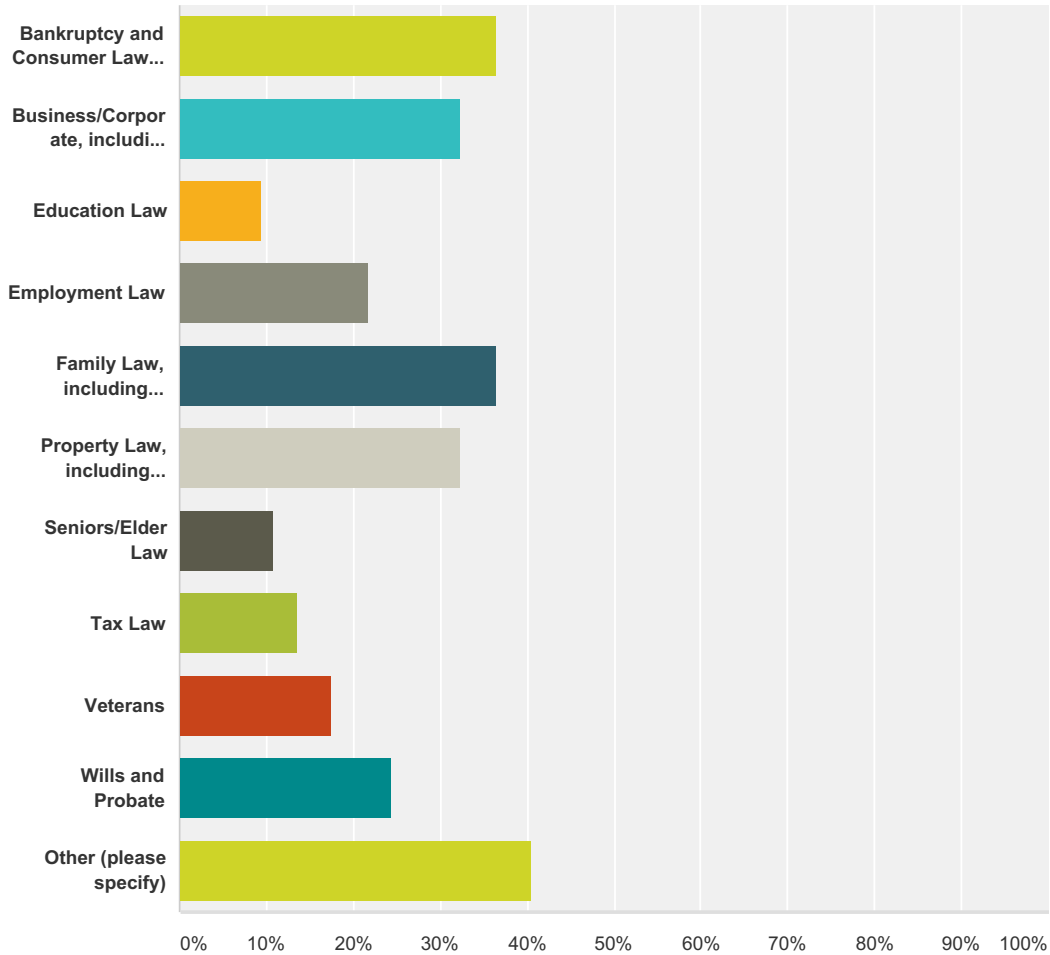
Answered: 88 Skipped: 1,967



Answer Choices	Responses
Southwest (Cincinnati/Dayton and surrounding counties)	25.00% 22
Northwest (Toledo and surrounding counties)	6.82% 6
Northeast (Cleveland and surrounding counties)	23.86% 21
Central Northeast (Akron/Canton/Youngstown and surrounding counties)	3.41% 3
Central (Columbus and surrounding counties)	34.09% 30
Southeast (Athens/Marietta and surrounding counties)	6.82% 6
<b>Total</b>	<b>88</b>

**Q12 A) In what practice area(s) did your firm (or office/branch), company, department or agency provide pro bono legal services? Select all that apply. Use the "other" category only for specific areas that do not fall within the general categories listed below, e.g., patent or immigration.**

Answered: 74 Skipped: 1,981



Answer Choices	Responses
Bankruptcy and Consumer Law, including Collections	36.49% 27
Business/Corporate, including Non Profit Representation*	32.43% 24
Education Law	9.46% 7
Employment Law	21.62% 16
Family Law, including Domestic Violence	36.49% 27
Property Law, including Foreclosure and Landlord/Tenant	32.43% 24

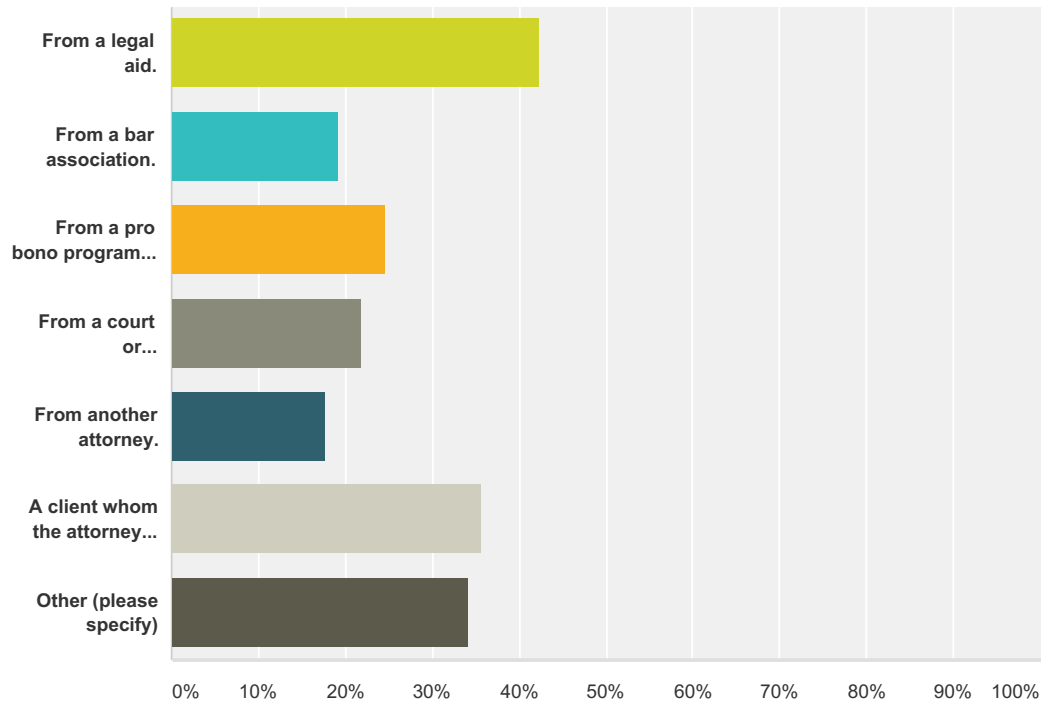


## Voluntary Pro Bono Reporting (Calendar Year 2015)

Seniors/Elder Law	10.81%	8
Tax Law	13.51%	10
Veterans	17.57%	13
Wills and Probate	24.32%	18
Other (please specify)	40.54%	30
<b>Total Respondents: 74</b>		

**Q13 B) From what source(s) did your firm (or office/branch), company, department or agency receive the case(s) or matter(s) for which it provided pro bono legal services? Select all that apply. Use the "other" category only for the few specific referral sources that do not fit within the broad categories listed below.**

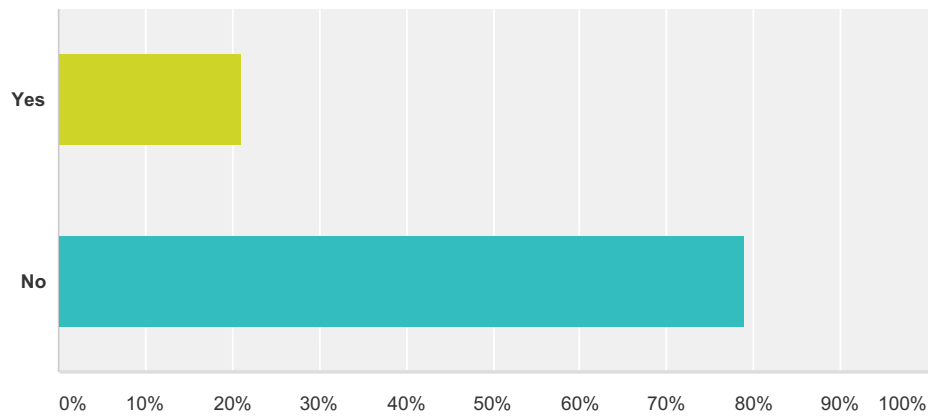
Answered: 73 Skipped: 1,982



Answer Choices	Responses
From a legal aid.	42.47% 31
From a bar association.	19.18% 14
From a pro bono program not affiliated with a bar association or legal aid.	24.66% 18
From a court or court-sponsored program.	21.92% 16
From another attorney.	17.81% 13
A client whom the attorney agreed to represent pro bono at the START of representation.	35.62% 26
Other (please specify)	34.25% 25
<b>Total Respondents: 73</b>	

**Q14 For calendar year 2015, did you make any financial contributions to Ohio organizations that provide legal services to persons of limited means? Law firm equity partners may report a pro rata share of law firm contributions to Ohio organizations that provide legal services to persons of limited means.**

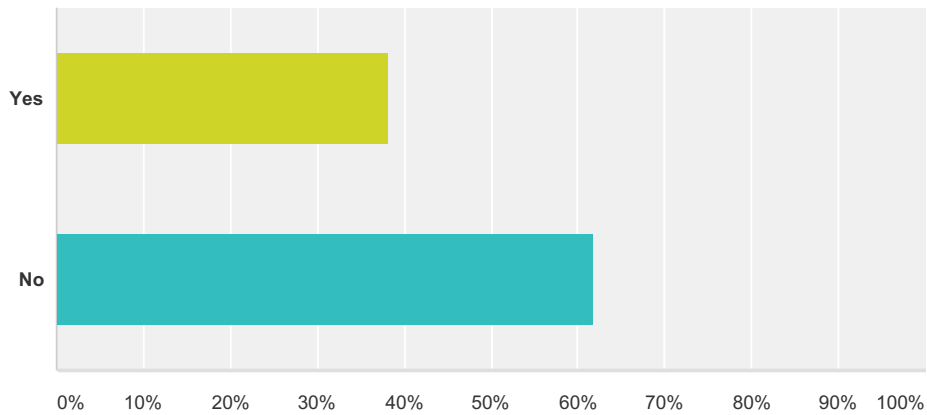
Answered: 1,802 Skipped: 253



Answer Choices	Responses
Yes	21.14% 381
No	78.86% 1,421
<b>Total</b>	<b>1,802</b>

**Q15 For calendar year 2015, did members of your firm (or office/branch), company, department or agency for whom you are reporting make financial contributions to Ohio organizations that provide legal services to persons of limited means? Law firm equity partners may report a pro rata share of law firm contributions to Ohio organizations that provide legal services to persons of limited means. Pro rata shares reported by law firm representatives should not duplicate contributions reported individually by law firm equity partners.**

Answered: 76 Skipped: 1,979



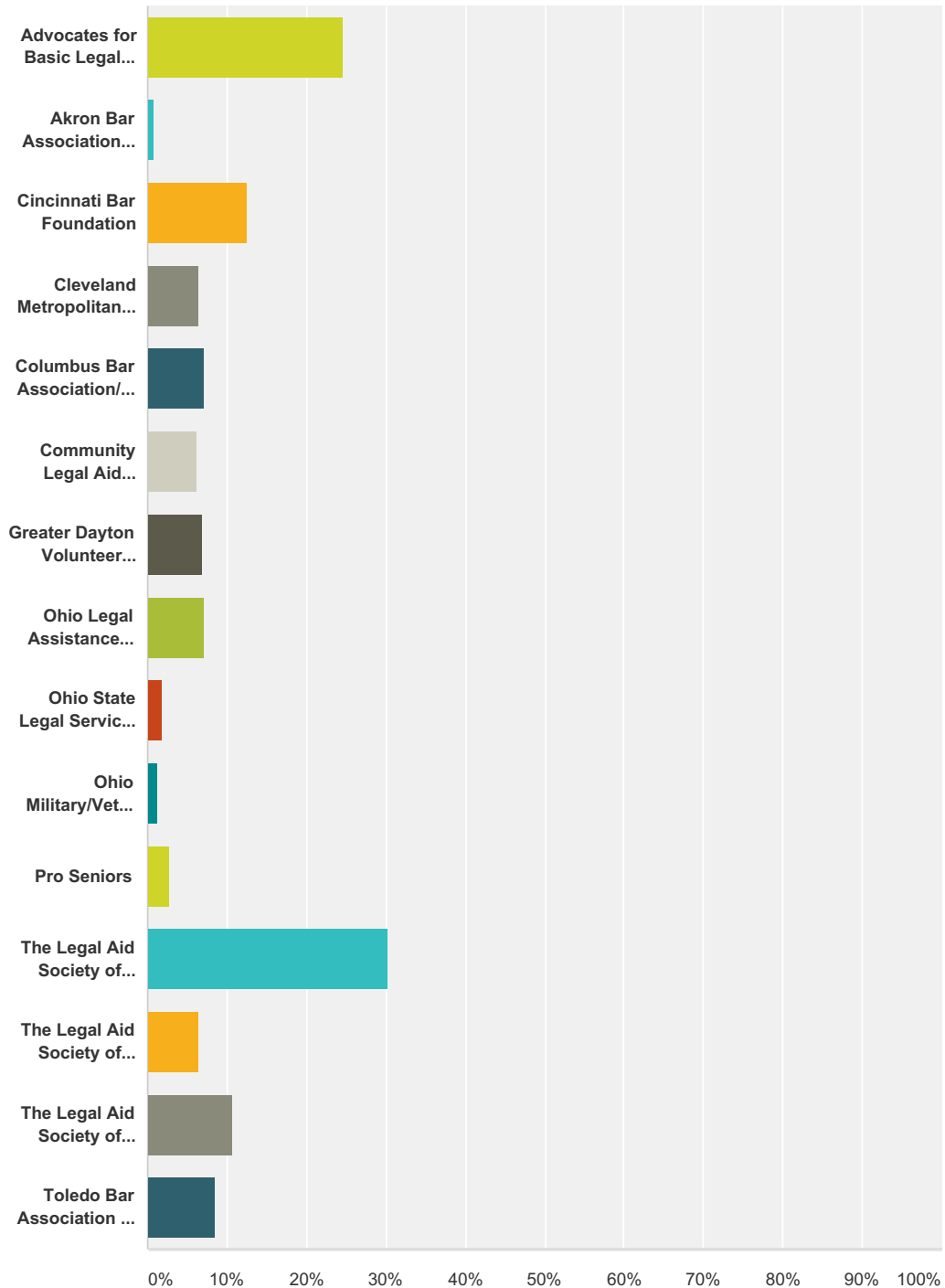
Answer Choices	Responses	
Yes	38.16%	29
No	61.84%	47
<b>Total</b>		<b>76</b>

**Q16 A) Please enter below the total dollar amount of financial contributions made in calendar year 2015 to Ohio organizations that provide legal services to persons of limited means. Enter only contributions made to Ohio organizations that provide legal services to persons of limited means, not other charitable contributions. Enter 1000 for \$1,000.00.**

Answered: 360 Skipped: 1,695

**Q17 B) To which organization(s) that provide legal services to persons of limited means did you make a financial contribution during calendar year 2014? Check all that apply.**

Answered: 336 Skipped: 1,719



## Voluntary Pro Bono Reporting (Calendar Year 2015)

Advocates for Basic Legal Equality/Legal Aid of Western Ohio	<b>24.70%</b>	83
Akron Bar Association Foundation	<b>0.89%</b>	3
Cincinnati Bar Foundation	<b>12.50%</b>	42
Cleveland Metropolitan Bar Foundation	<b>6.55%</b>	22
Columbus Bar Association/Foundation - Lawyers for Justice	<b>7.14%</b>	24
Community Legal Aid Services	<b>6.25%</b>	21
Greater Dayton Volunteer Lawyers Project	<b>6.85%</b>	23
Ohio Legal Assistance Foundation	<b>7.14%</b>	24
Ohio State Legal Services Association/Southeastern Ohio Legal Services/Ohio Poverty Law Center	<b>1.79%</b>	6
Ohio Military/Veterans Legal Assistance Project/Operation Legal Help Ohio	<b>1.19%</b>	4
Pro Seniors	<b>2.68%</b>	9
The Legal Aid Society of Cleveland	<b>30.36%</b>	102
The Legal Aid Society of Columbus	<b>6.55%</b>	22
The Legal Aid Society of Greater Cincinnati/Legal Aid Society of Southwest Ohio/Volunteer Lawyers Project	<b>10.71%</b>	36
Toledo Bar Association Pro Bono Program	<b>8.63%</b>	29
<b>Total Respondents: 336</b>		

**Q18 A) Please enter below the total dollar amount of financial contributions made by your firm (or office/branch), company, department or agency, and/or attorneys for whom you are reporting, in calendar year 2014, to Ohio organizations that provide legal services to persons of limited means. Enter only contributions made to Ohio organizations that provide legal services to persons of limited means, not other charitable organizations. By example, enter 1000 for \$1,000.00.**

Answered: 27 Skipped: 2,028

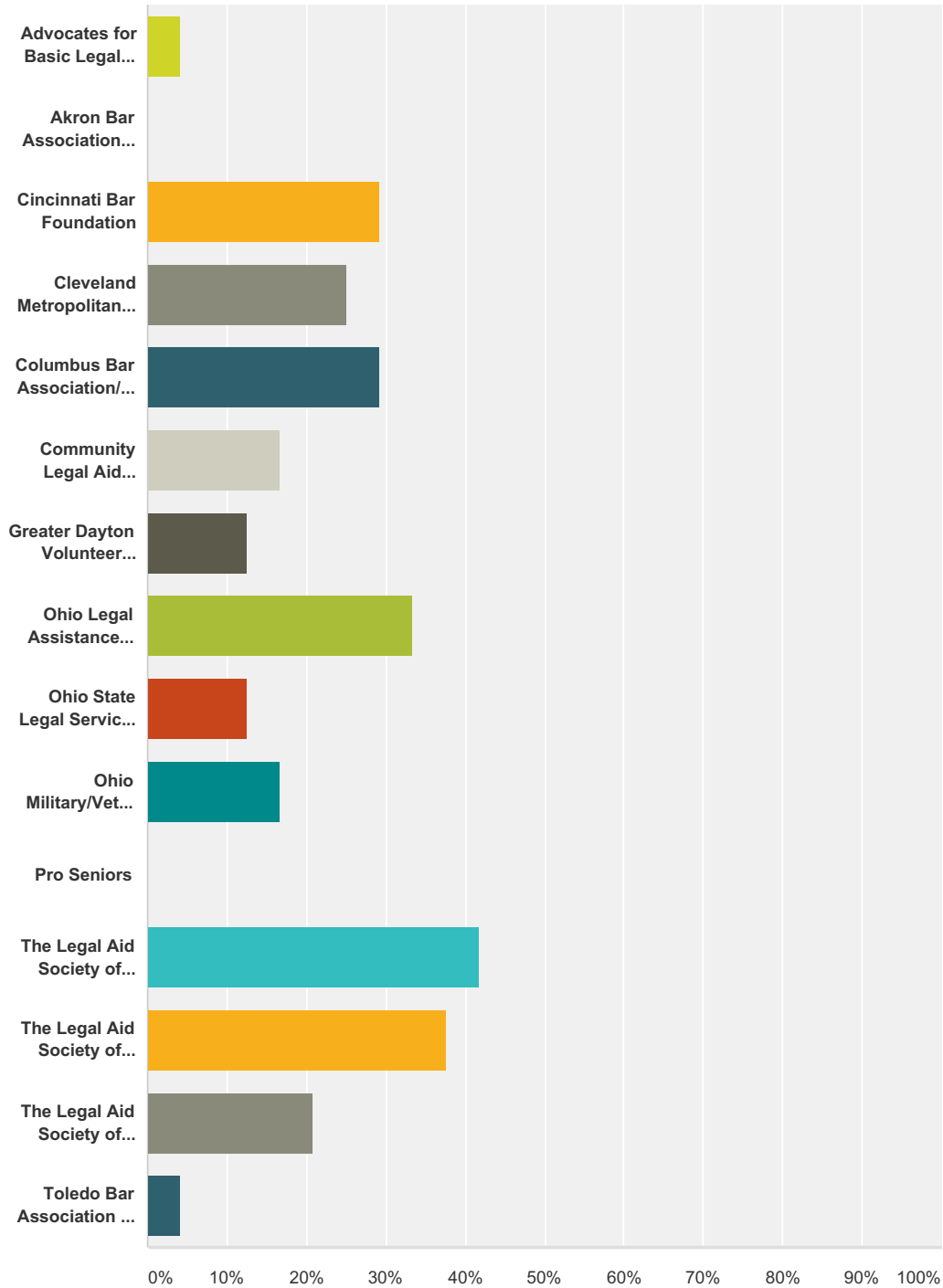


**Q19 Please enter the number of attorneys in your firm (or office/branch), company, department or agency for whom you are reporting.**

Answered: 27 Skipped: 2,028

**Q20 B) To which organization(s) that provide legal services to persons of limited means did your firm (or office/branch), company, department, agency, or attorneys for whom you are reporting make a financial contribution during calendar year 2014? Check all that apply.**

Answered: 24 Skipped: 2,031

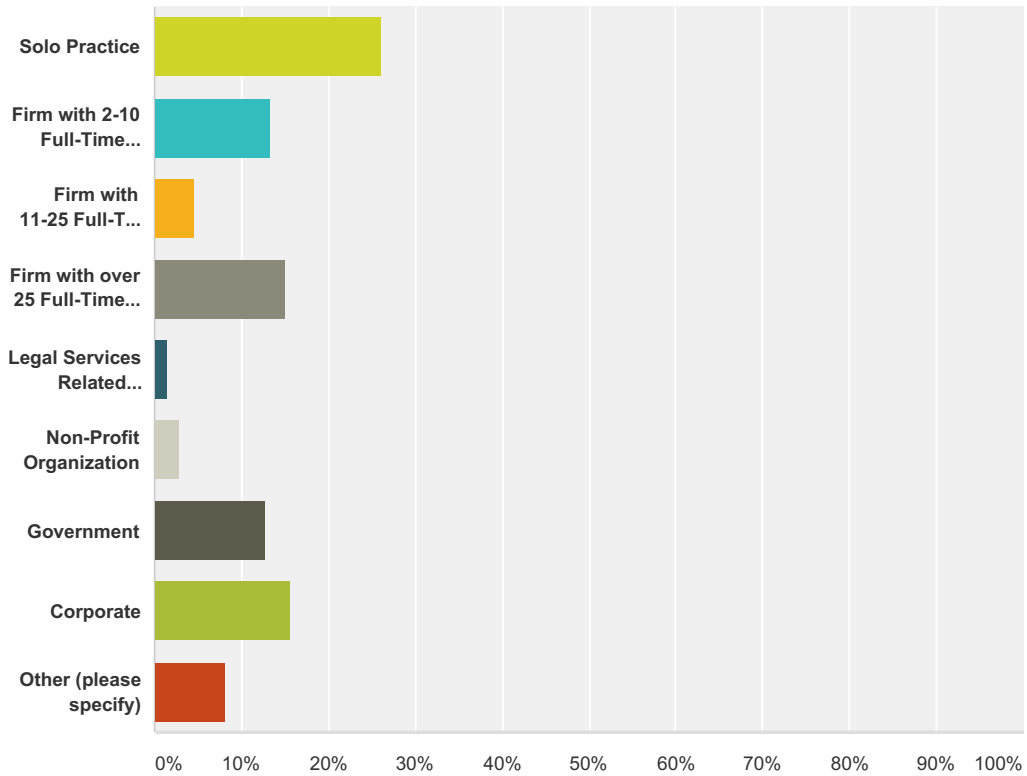


## Voluntary Pro Bono Reporting (Calendar Year 2015)

Answer Choices	Responses	
Advocates for Basic Legal Equality/Legal Aid of Western Ohio	4.17%	1
Akron Bar Association Foundation	0.00%	0
Cincinnati Bar Foundation	29.17%	7
Cleveland Metropolitan Bar Foundation	25.00%	6
Columbus Bar Association/Foundation - Lawyers for Justice	29.17%	7
Community Legal Aid Services	16.67%	4
Greater Dayton Volunteer Lawyers Project	12.50%	3
Ohio Legal Assistance Foundation	33.33%	8
Ohio State Legal Services Association/Southeastern Ohio Legal Services/Ohio Poverty Law Center	12.50%	3
Ohio Military/Veterans Legal Assistance Project/Operation Legal Help Ohio	16.67%	4
Pro Seniors	0.00%	0
The Legal Aid Society of Cleveland	41.67%	10
The Legal Aid Society of Columbus	37.50%	9
The Legal Aid Society of Greater Cincinnati/Legal Aid Society of Southwest Ohio/Volunteer Lawyers Project	20.83%	5
Toledo Bar Association Pro Bono Program	4.17%	1
<b>Total Respondents: 24</b>		

### Q21 A) Do you work for/in a:

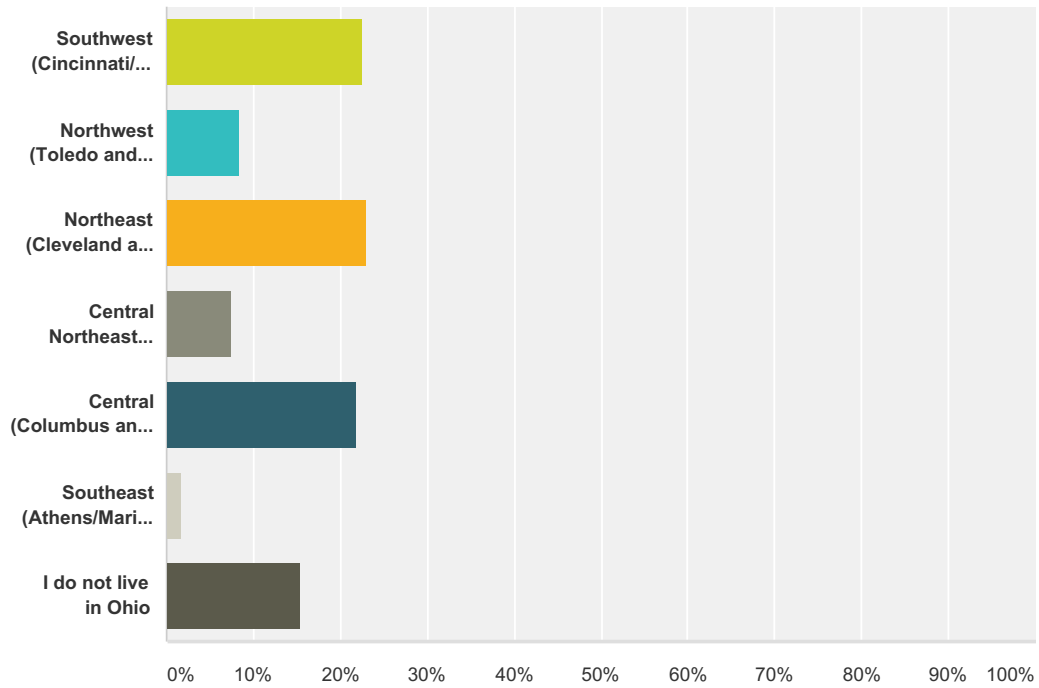
Answered: 1,759 Skipped: 296



Answer Choices	Responses	Count
Solo Practice	26.15%	460
Firm with 2-10 Full-Time Lawyers	13.42%	236
Firm with 11-25 Full-Time Lawyers	4.55%	80
Firm with over 25 Full-Time Lawyers	15.01%	264
Legal Services Related Organization	1.42%	25
Non-Profit Organization	3.01%	53
Government	12.68%	223
Corporate	15.58%	274
Other (please specify)	8.19%	144
<b>Total</b>		<b>1,759</b>

### Q22 B) In what part of the state do you live?

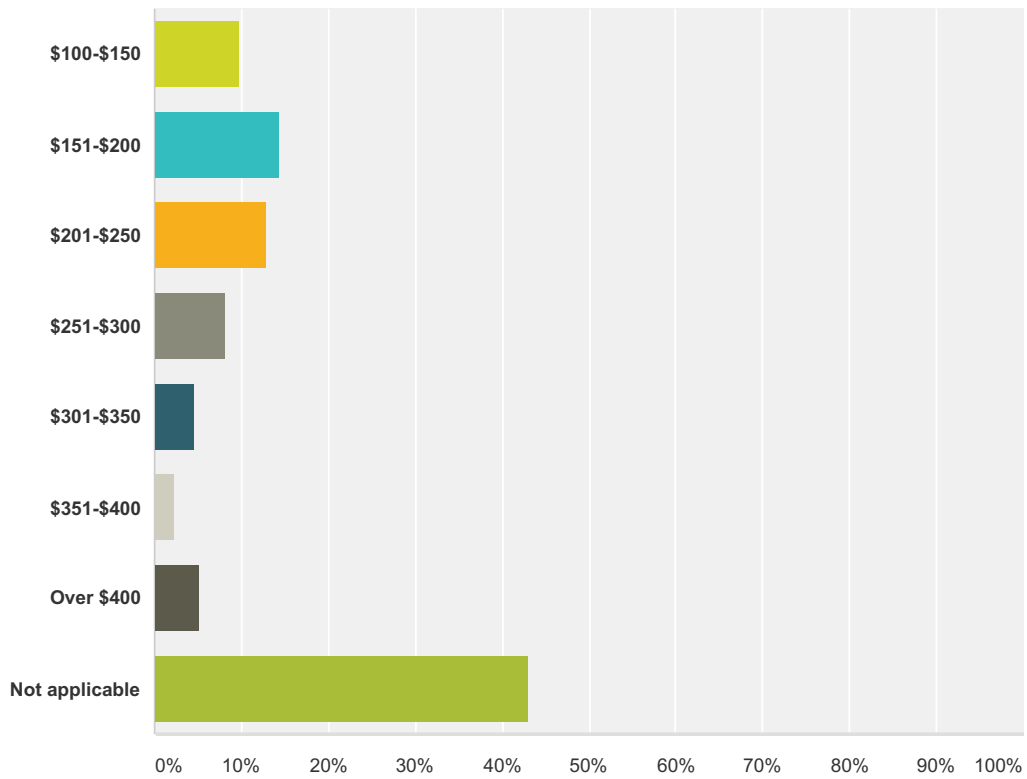
Answered: 1,758 Skipped: 297



Answer Choices	Responses
Southwest (Cincinnati/Dayton and surrounding counties)	22.47% 395
Northwest (Toledo and surrounding counties)	8.25% 145
Northeast (Cleveland and surrounding counties)	22.87% 402
Central Northeast (Akron/Canton/Youngstown and surrounding counties)	7.45% 131
Central (Columbus and surrounding counties)	21.96% 386
Southeast (Athens/Marietta and surrounding counties)	1.59% 28
I do not live in Ohio	15.42% 271
<b>Total</b>	<b>1,758</b>

### Q23 C) What is your average hourly billing rate?

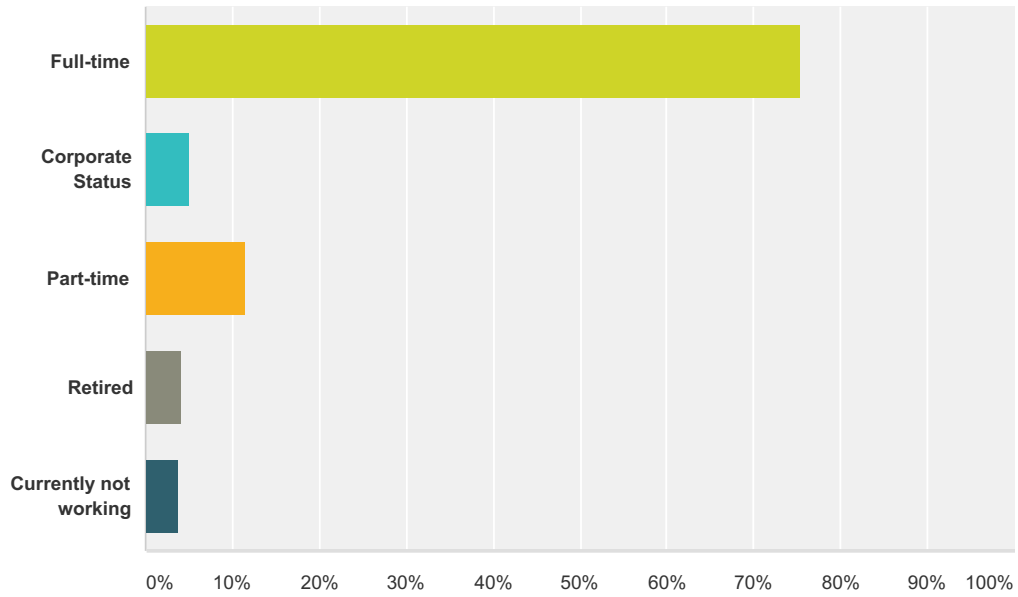
Answered: 1,759 Skipped: 296



Answer Choices	Responses
\$100-\$150	9.72% 171
\$151-\$200	14.33% 252
\$201-\$250	12.91% 227
\$251-\$300	8.19% 144
\$301-\$350	4.49% 79
\$351-\$400	2.22% 39
Over \$400	5.17% 91
Not applicable	42.98% 756
<b>Total</b>	<b>1,759</b>

### Q24 D) Work Status?

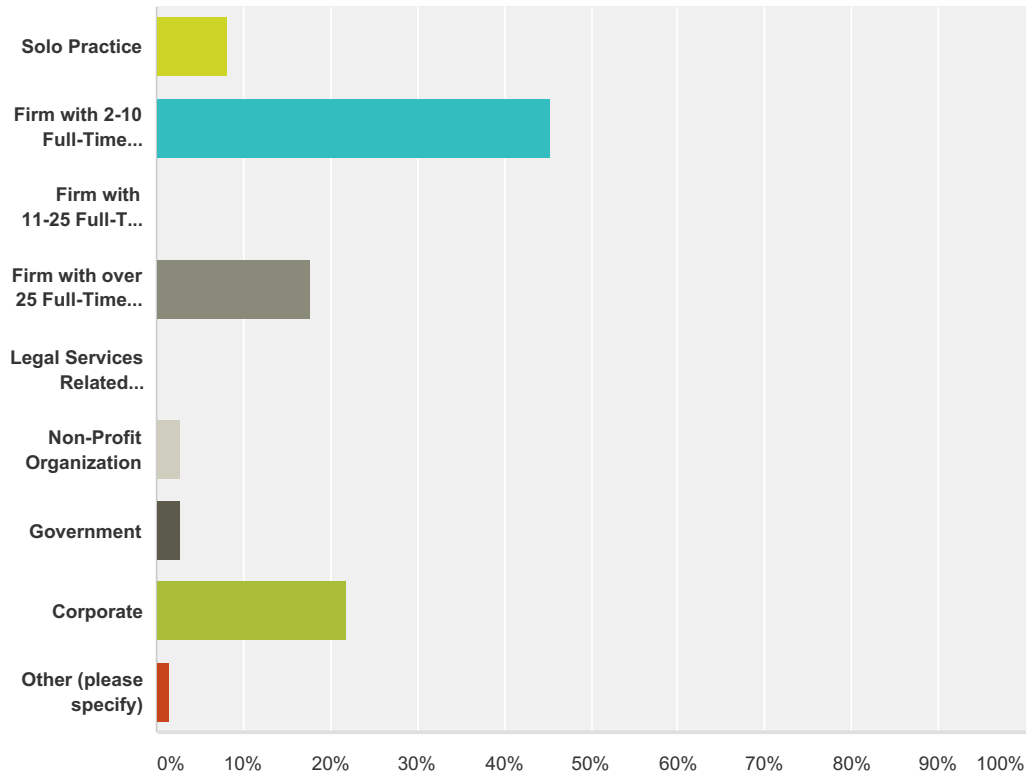
Answered: 1,760 Skipped: 295



Answer Choices	Responses	Count
Full-time	75.40%	1,327
Corporate Status	5.11%	90
Part-time	11.48%	202
Retired	4.20%	74
Currently not working	3.81%	67
<b>Total</b>		<b>1,760</b>

### Q25 A) Do you work for/in a:

Answered: 73 Skipped: 1,982

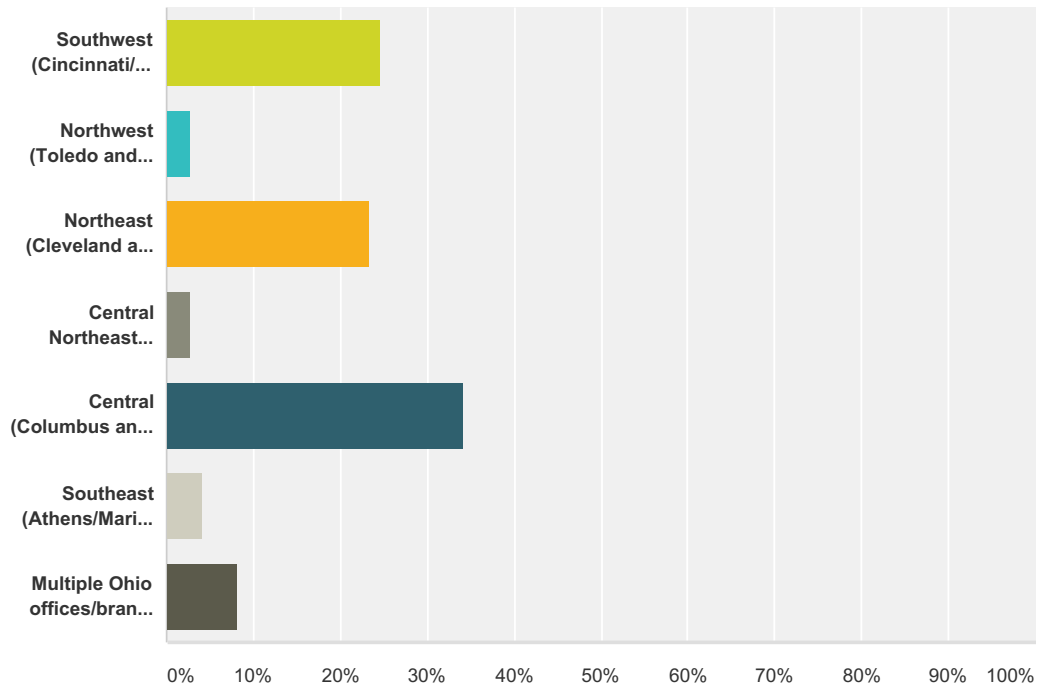


Answer Choices	Responses	
Solo Practice	8.22%	6
Firm with 2-10 Full-Time Lawyers	45.21%	33
Firm with 11-25 Full-Time Lawyers	0.00%	0
Firm with over 25 Full-Time Lawyers	17.81%	13
Legal Services Related Organization	0.00%	0
Non-Profit Organization	2.74%	2
Government	2.74%	2
Corporate	21.92%	16
Other (please specify)	1.37%	1
<b>Total</b>		<b>73</b>



**Q26 B) In what part of the state is your firm (or office/branch), company, department or agency situated?**

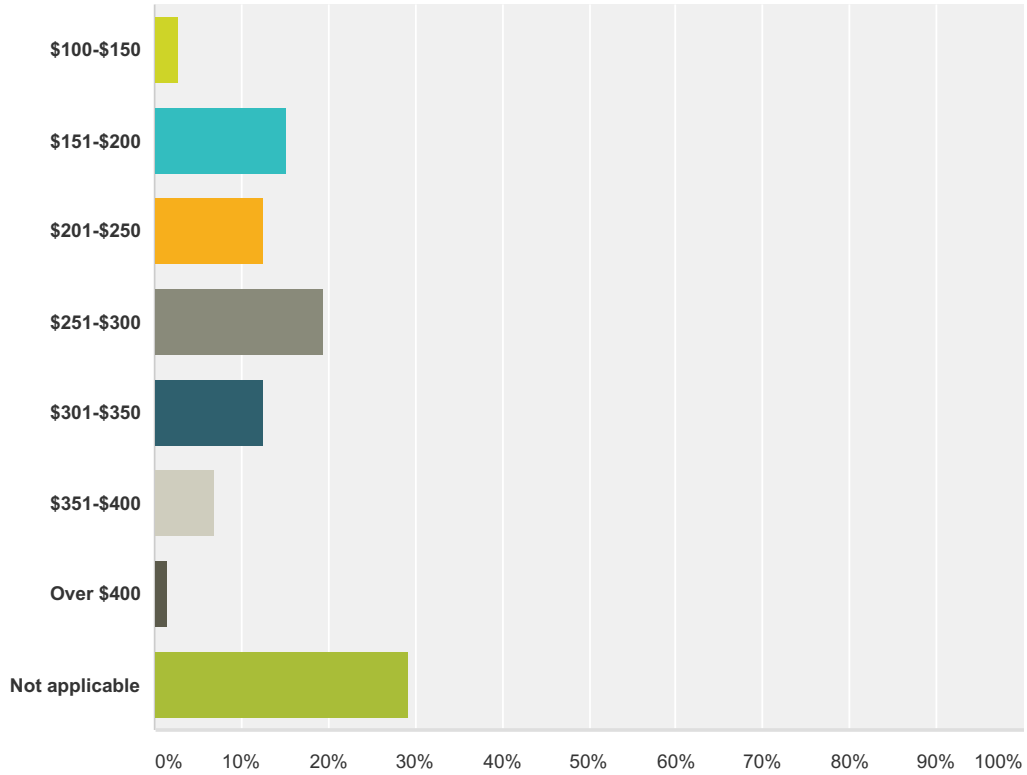
Answered: 73 Skipped: 1,982



Answer Choices	Responses
Southwest (Cincinnati/Dayton and surrounding counties)	24.66% 18
Northwest (Toledo and surrounding counties)	2.74% 2
Northeast (Cleveland and surrounding counties)	23.29% 17
Central Northeast (Akron/Canton/Youngstown and surrounding counties)	2.74% 2
Central (Columbus and surrounding counties)	34.25% 25
Southeast (Athens/Marietta and surrounding counties)	4.11% 3
Multiple Ohio offices/branches	8.22% 6
<b>Total</b>	<b>73</b>

**Q27 C) What is the average hourly billing rate for attorneys in your firm (or office/branch), company, department or agency?**

Answered: 72 Skipped: 1,983



Answer Choices	Responses
\$100-\$150	2.78% 2
\$151-\$200	15.28% 11
\$201-\$250	12.50% 9
\$251-\$300	19.44% 14
\$301-\$350	12.50% 9
\$351-\$400	6.94% 5
Over \$400	1.39% 1
Not applicable	29.17% 21
<b>Total</b>	<b>72</b>