



REPORT TO THE SUPREME COURT OF  
OHIO

FROM THE OHIO LEGAL ASSISTANCE  
FOUNDATION

VOLUNTARY, ANONYMOUS PRO BONO  
REPORTING FOR  
CALENDAR YEAR 2016

June 27, 2017



REPORT TO THE SUPREME COURT OF OHIO  
FROM THE OHIO LEGAL ASSISTANCE FOUNDATION

VOLUNTARY, ANONYMOUS PRO BONO REPORTING  
FOR CALENDAR YEAR 2016

TABLE OF CONTENTS

Executive Summary

Report to the Supreme Court of Ohio

Appendix 1: Voluntary Pro Bono Reporting (Calendar Year 2016):  
Summary of Pro Bono Reporting Results

# VOLUNTARY PRO BONO REPORTING

## CALENDAR YEAR 2016

### EXECUTIVE SUMMARY

Voluntary Pro Bono Reporting advances the Supreme Court of Ohio's goals of encouraging pro bono legal service by Ohio attorneys and advancing access to justice throughout the state. The Foundation is pleased and privileged to support the Supreme Court in this important effort.

**1,539**

(16% decrease)

Individual attorneys  
chose to report.

**2,772**

(11% increase)

attorneys had representatives  
report on their behalf.

**4,311**

(.6% decrease)

Total number of attorneys  
who reported.

Percent of attorneys on active  
registration choosing to report:

**10%**

Individual  
reporting:

**16%**

decrease

Representative  
reporting:

**11%**

increase

Percent of participating  
individual attorneys who  
provided pro bono legal  
services in 2015:

**62%**  
(13% increase)

**51.5 hours**  
(13% increase)

Average number of  
pro bono hours by  
individual attorneys  
reporting pro bono  
legal services on  
their own behalf

**10.6 hours**  
(25% decrease)

Average number of  
pro bono hours per  
attorney, as reported  
by representatives

Number of hours reported by  
individual attorneys

**= 46,775**  
(8% increase)

Number of hours reported by  
representatives on behalf of  
attorneys working in firms,  
corporate law departments,  
governmental units,  
and the like

**= 29,399**  
(11% decrease)

**Total number of  
hours reported**

**= 76,174**  
(.2% decrease)

The opportunity to participate in Voluntary Pro  
Bono reporting was available from  
January 10, 2017  
until March 31, 2017.

**42,397 emails**

were sent to notify attorneys of the opportunity to  
report (a decrease of 1,008 from the number sent in  
January, 2016)

Value of reported pro bono legal services, at \$135 per hour:

**\$10,300,000**



REPORT TO THE SUPREME COURT OF OHIO  
FROM THE OHIO LEGAL ASSISTANCE FOUNDATION

VOLUNTARY, ANONYMOUS PRO BONO REPORTING FOR  
CALENDAR YEAR 2016

**Introduction**

In its Statement Regarding the Provision of Pro Bono Legal Services, announced by the Supreme Court of Ohio in 2007, the Supreme Court of Ohio stated that it would, in conjunction with the Ohio Legal Assistance Foundation (the Foundation), “develop a means by which Ohio lawyers may report voluntarily and anonymously their pro bono activities and financial support for legal aid programs.”

Working closely with Supreme Court administrative staff, the Foundation implemented the all-electronic reporting opportunity in January 2009 for any lawyer with an active Ohio registration and an email address on file with the Court.<sup>1</sup> The reporting process, which the Foundation shepherds annually, allows attorneys to report pro bono activities and/or financial contributions to organizations that provide legal services to persons of limited means. Since 2010, firm or company representatives have been allowed to report for the attorneys within their organization.

In order that the Court may more quickly and conveniently review the results, the Foundation is delivering the 2016 pro bono reporting data in tabular format. The complete voluntary pro bono reporting results for Calendar Year 2016 are attached as Appendix 1.

---

<sup>1</sup> For 2016 voluntary pro bono reporting, an email address was available for nearly 100 percent of attorneys with an active registration status.

## I. PRO BONO LEGAL SERVICES

### Summary of Results for Voluntary Pro Bono Reporting 2008-2016

Year	# of emails sent	# of attorneys reporting	% of attorneys reporting	# hours	avg/atty	\$ value at \$135/hr	average financial contribution
2008	35,000	4,269	12	123,038	49.3	\$16.6M	\$775
2009	37,616	2,515	7	96,508	56.6	\$13M	\$464
2010*	38,599	5,543	14	139,641	25.2	\$18.8M	\$223
2011*	35,022	2,955	8	76,679	33.4	\$10.3M	\$208
2012*	40,365	4,018	10	100,060	38.7	\$13.5M	\$369
2013*	41,244	3,351	8	100,964	30.1	\$13.6M	\$253
2014*	43,689	2,193	5	80,897	36.8	\$10.9M	\$316
2015*	43,405	4,331	10	76,342	29.4	\$10.3M	\$302
2016*	42,397	4,311	10	76,174	31.1	\$10.3M	\$389

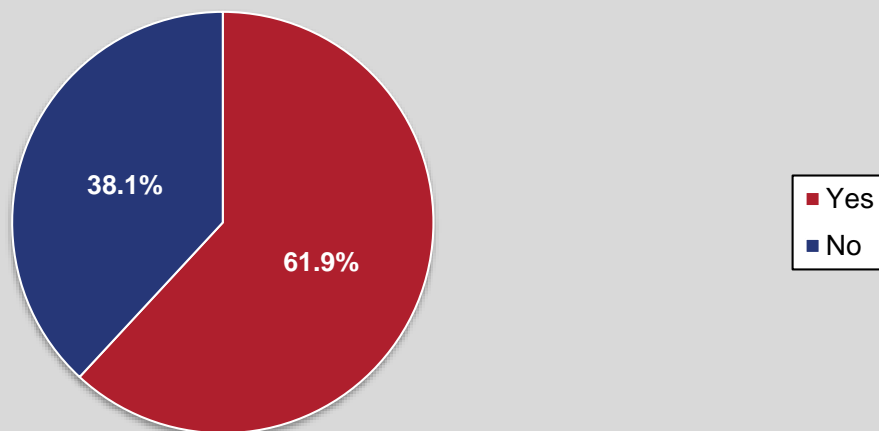
\* Individual and representative results combined

### The Number of Attorneys Participating in 2016 Voluntary Pro Bono Reporting

	2016	2015	% change
Individual reporting	1,539	1,828	-16%
Representative reporting	2,772	2,503	+11%

### The Percentage of Attorneys Participating in Voluntary Pro Bono Reporting Who Provided Pro Bono Legal Services in 2016

Did you provide hours of "pro bono legal services" in the state of Ohio during calendar year 2016?



**The Number of Hours of Pro Bono Legal Services Provided in 2016 by Attorneys  
Participating in Voluntary Pro Bono Reporting**

	2016	2015	% change
<b>Individuals</b>	46,775	43,253	+8%
<b>Representatives</b>	29,399	33,089	-11%
<b>TOTAL</b>	76,174	76,342	-.2%

**Average Number of Hours of Pro Bono Legal Services per Attorney Participating in  
Voluntary Pro Bono Reporting<sup>2</sup>**

	2016	2015	Change
<b>Individuals</b>	51.5	45.6	+13%
<b>Representatives</b>	10.6	13.2	-25%
<b>Overall Average</b>	31.1	29.4	+6%

**The Economic Value of Pro Bono Legal Services**

<b>Value of Reported Hours @ \$135</b>	<b>\$10.3M</b>
<b>Equivalent # of Legal Aid Lawyers @ \$68,000</b>	151
<b>Value of Reported Pro Bono Hours Pro Rata by Reported Billing Rates<sup>3</sup></b>	\$11.8M

<sup>2</sup> Hours of pro bono legal services were reported by or for 3,681 of the 4,311 attorneys participating in voluntary pro bono reporting.

<sup>3</sup> Value calculated using percentages reported in answer to questions 21(C), and 27(C) in Appendix 1, and using midpoint of each hourly billing rate range. Percentages over \$400 were calculated using \$400 per hour.

**Practice Areas in Which Pro Bono Legal Services Were Reported by Individual Attorneys<sup>4</sup>**

<b>Answer Options</b>	<b>% of Responses</b>	<b># of Responses</b>
Bankruptcy and Consumer Law, including Collections	17.4%	154
Business/Corporate, including Non Profit Representation*	25.9%	229
Education Law	2.7%	24
Employment Law	13.2%	117
Family Law, including Domestic Violence	31.8%	282
Property Law, including Foreclosure and Landlord/Tenant	26%	230
Seniors/Elder Law	14.2%	126
Tax Law	5.1%	45
Veterans	4.6%	41
Wills and Probate	26.2%	232
Other (please specify)	26.2%	232

**Practice Areas in Which Pro Bono Legal Services Were Reported by Representatives**

<b>Answer Options</b>	<b>% of Responses</b>	<b>Response Count</b>
Bankruptcy and Consumer Law, including Collections	24.6%	16
Business/Corporate, including Non Profit Representation*	29.2%	19
Education Law	4.6%	3
Employment Law	18.5%	12
Family Law, including Domestic Violence	30.8%	20
Property Law, including Foreclosure and Landlord/Tenant	23.1%	15
Seniors/Elder Law	15.4%	10
Tax Law	10.8%	7
Veterans	9.2%	6
Wills and Probate	30.8%	20
Other (please specify)	33.9%	22

\* Service on a nonprofit board is not considered pro bono legal service unless the legal services are provided to the organization in lieu of paid counsel.

<sup>4</sup> Percentages in these two tables equal more than 100% as participants were asked to select all categories that applied.

**“Other” Practice Areas Reported by Individual Attorneys and Representatives**

<b>Selected “Other” Practice Areas – Individual and Representative Reporting Combined</b>	<b>Percent of Total Reported “Other” Practice Areas</b>
Criminal <sup>5</sup>	21%
Immigration	8.3%
Post-Conviction Relief/ Expungement	5.6%
Social Security/ Social Security Disability	4%

**Regions of the State in Which Pro Bono Legal Services Were Rendered**

<b>Region</b>	<b>Individual Reporting</b>	<b>Representative Reporting</b>	<b>Combined</b>	<b>2015 Reporting, Combined</b>
Central	25.7%	28.6%	27.2%	29.2%
Central Northeast	10.2%	13%	11.6%	6.8%
Northeast	26.1%	27.3%	26.7%	25%
Northwest	10%	7.8%	8.9%	8.5%
Southeast	2.6%	1.3%	2%	4.7%
Southwest	25.3%	22.1%	23.7%	25.5%

<sup>5</sup> The reporting website page for practice areas cautions, “Pro bono legal services is providing civil legal assistance to persons of limited means and is not indigent criminal representation.”



### Referral Sources for Pro Bono Cases or Matters<sup>6</sup>

Referral Source	Individual Reporting	Representative Reporting	Combined	2015 Reporting, Combined
Legal Aid	29.4%	38.5%	34%	35.1%
Bar Association	10.1%	18.5%	14.3%	15%
Pro Bono Program	11.2%	15.4%	13.3%	17%
Court or Court-Based Program	8.4%	18.5%	13.5%	16.1%
Another Attorney	16.1%	21.5%	18.8%	17.2%
Self-Referral <sup>7</sup>	43.8%	33.9%	38.9%	41.5%
Other	24.3%	30.8%	27.6%	28.7%

### Text Analysis of “Other” Referral Sources Reported by Individual Attorneys<sup>8</sup>

Individuals Internet Ohio Hospice of the Western Reserve Called  
 Cases each Year Pro Bono Veteran’s Organization Board  
 Referred Legal Volunteer Referrals Center  
 Nonprofit Agency Clients Employees Church  
 Prior Representation Friends Association Community VLP  
 Charitable Organization Religious Groups

### Text Analysis of “Other” Referral Sources Reported by Representatives

Services Legal Pro Bono Clients

<sup>6</sup> Percentages equal more than 100%; participants were asked to check all that applied.

<sup>7</sup> Self-referral is defined on the reporting website as “My own client whom I agreed to represent pro bono at the START of the representation.”

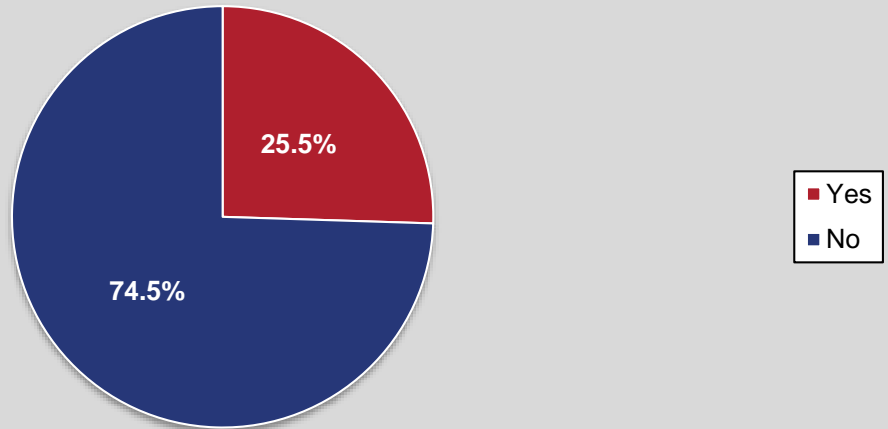
<sup>8</sup> Text analysis uses text size to highlight the relative prevalence of words in answers to open-ended questions.

## II. FINANCIAL CONTRIBUTIONS

### Financial Contributions to Ohio Organizations Providing Legal Services to Persons of Limited Means

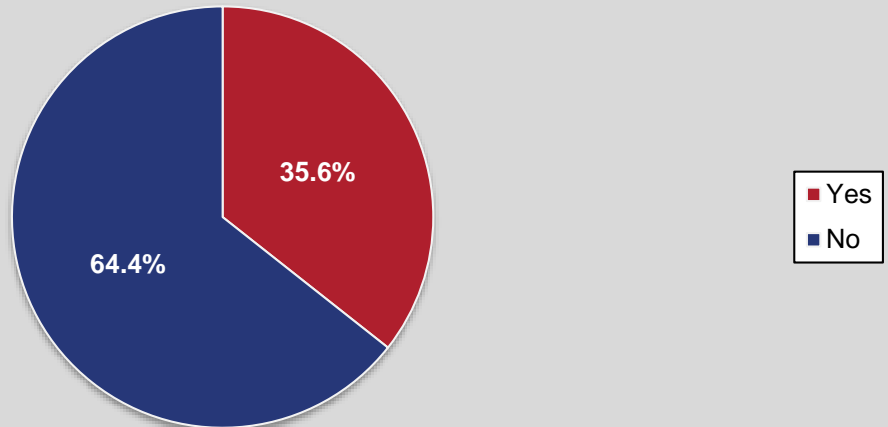
#### Individual Attorneys

For calendar year 2016, did you make any financial contributions to Ohio organizations that provide legal services to persons of limited means?



#### Representatives

For calendar year 2016, did members of your firm (or office/branch), company, department or agency for whom you are reporting make financial contributions to Ohio organizations that provide legal services to persons of limited means?



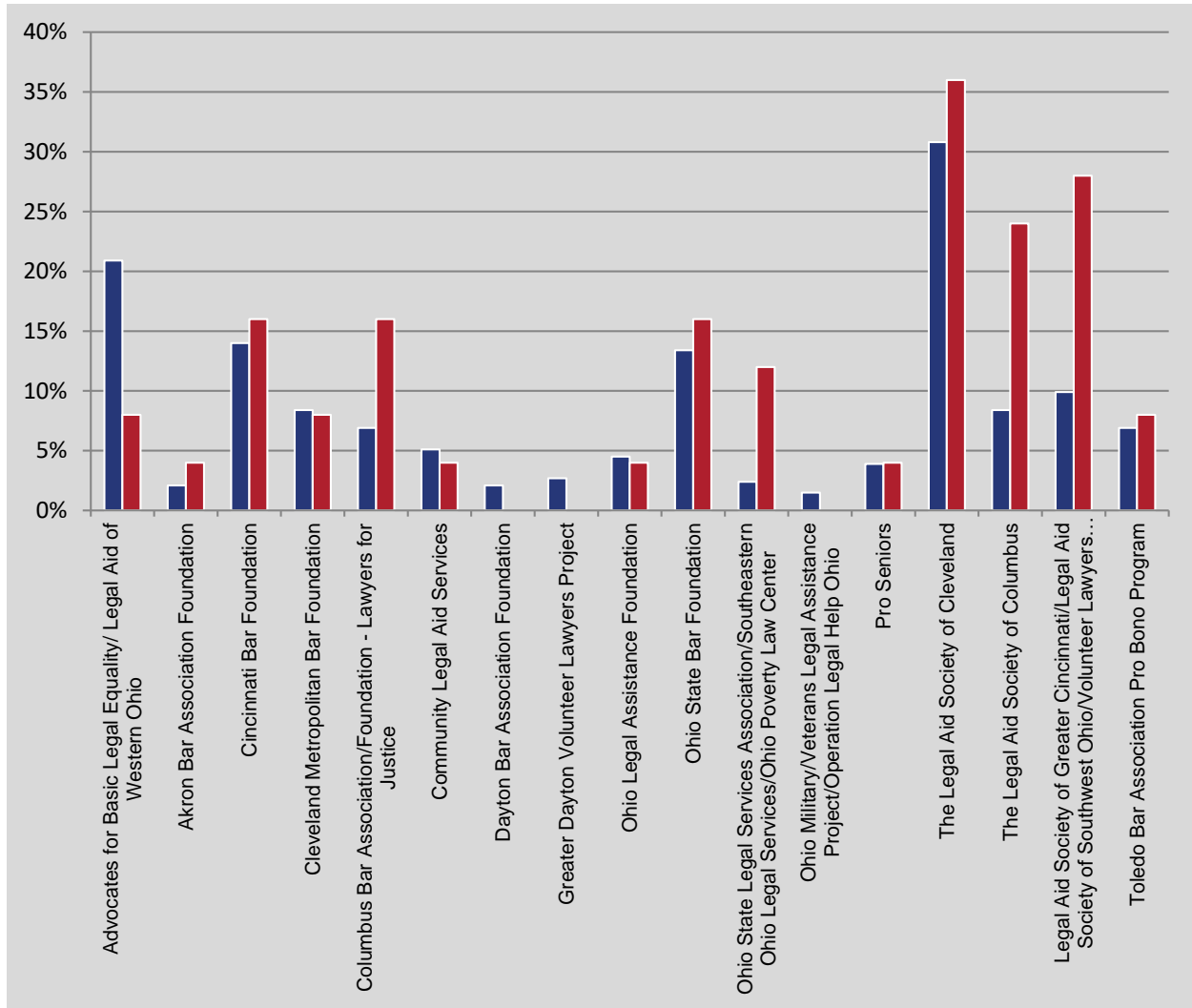
**Reported Financial Contributions to Ohio Organizations**  
**Providing Legal Services to Persons of Limited Means**

	<b>2016</b>	<b>2015</b>	<b>Percent Increase/Decrease</b>
<b>Individual Attorneys</b>	<b>\$243,053</b>	<b>\$163,063</b>	<b>+49.1%</b>
<b>Representative Reporting</b>	<b>\$104,461</b>	<b>\$242,600</b>	<b>-56.9%</b>
<b>Average Individual Contribution</b>	<b>\$677</b>	<b>\$453</b>	<b>+49.4%</b>
<b>Average Representative Reported Contribution</b>	<b>\$100</b>	<b>\$151</b>	<b>-33.8%</b>
<b>Overall Average Contribution</b>	<b>\$389</b>	<b>\$302</b>	<b>+28.8%</b>
<b>Range of Individual Attorney Contributions</b>	<b>\$0-\$25,000</b>	<b>\$0-\$13,250</b>	<b>+88.7%</b>
<b>Range of Representative Reported Contributions</b>	<b>\$0-\$45,000</b>	<b>\$0-\$45,000</b>	<b>0</b>
<b>Most Frequently Reported Individual Contribution</b>	<b>\$100</b>	<b>\$100</b>	<b>0</b>

## Organizations Receiving Contributions Reported<sup>9</sup>

Individual contributions shown in blue

Representative-reported contributions shown in red

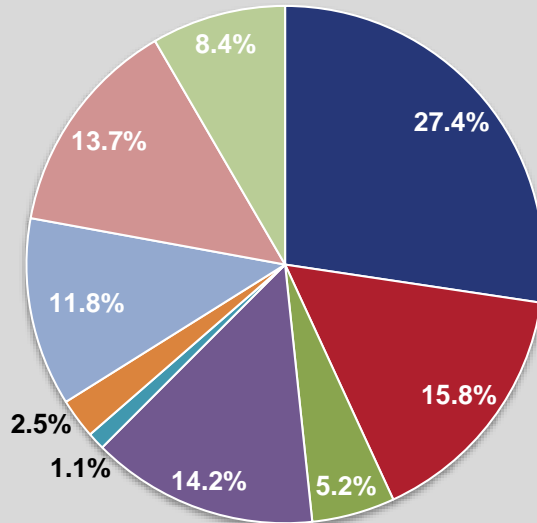


<sup>9</sup> Individual charitable giving increased nationally by 3.9 percent from 2015. Individual giving represented 72 percent of total giving, and grew at a higher rate than other sources of funding; <https://givingusa.org/giving-usa-2017-total-charitable-donations-rise-to-new-high-of-390-05-billion/>. According to a recent study by WalletHub, Ohio is 8th among the top ten most charitable states, and ranks 11th in volunteering and service; <https://www.forbes.com/pictures/5846fee9a7ea431d601a912b/8-ohio/#28ed388b140b>.

### III. DEMOGRAPHIC INFORMATION

#### Practice Settings Reported by Individuals

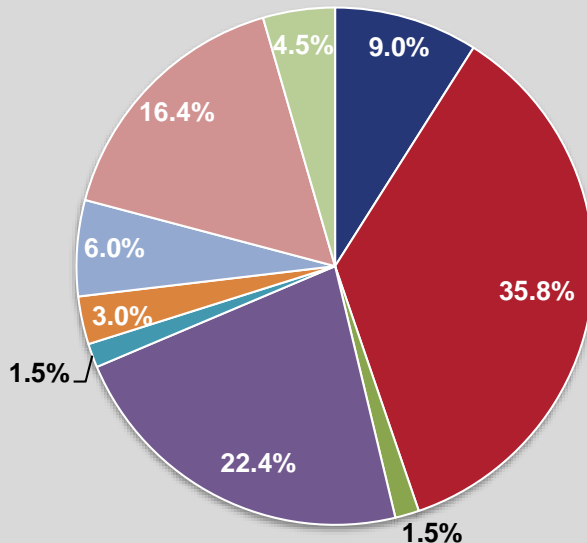
A) Do you work for/in a:



- Solo Practice
- Firm with 2-10 Full-Time Lawyers
- Firm with 11-25 Full-Time Lawyers
- Firm with over 25 Full-Time Lawyers
- Legal Services Related Organization
- Non-Profit Organization
- Government
- Corporate
- Other (please specify)

#### Practice Settings Reported by Representatives

A) Do you work for/in a:



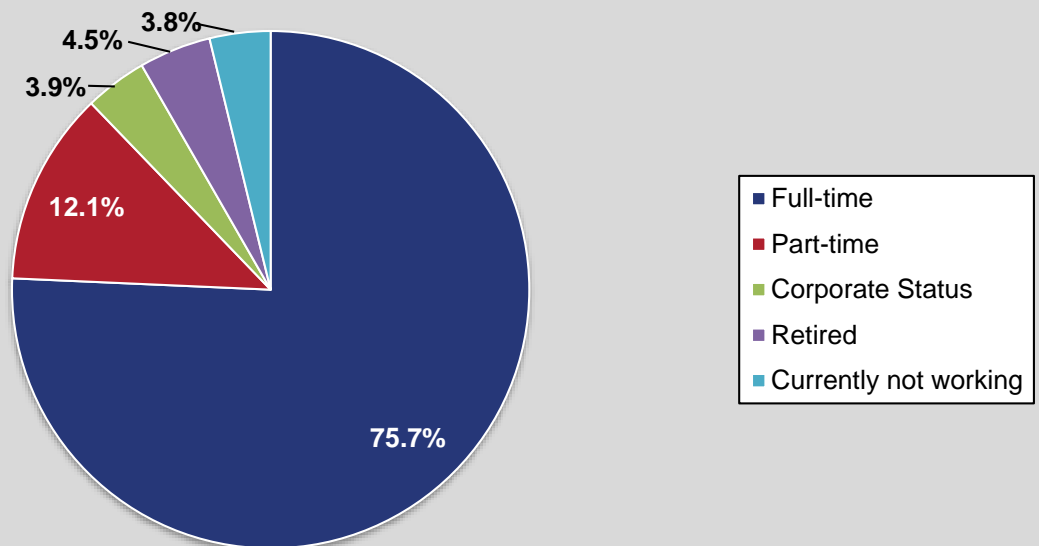
- Solo Practice
- Firm with 2-10 Full-Time Lawyers
- Firm with 11-25 Full-Time Lawyers
- Firm with over 25 Full-Time Lawyers
- Legal Services Related Organization
- Non-Profit Organization
- Government
- Corporate
- Other (please specify)

**Text Analysis of “Other” Practice Settings Reported by Individual Attorneys**

Government Professor University Semi-retired Not  
 Currently Institution Firm Public Defender Practice  
 Employed Retired Counsel Attorney Higher  
 Education Law Unemployed Corporate Part-time  
 Legal Work License Organization

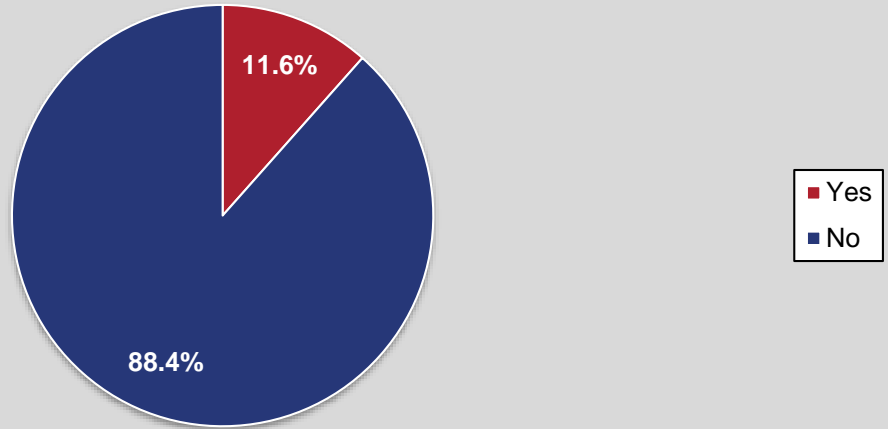
**Work Status – Individual Attorneys**

D) Work Status?



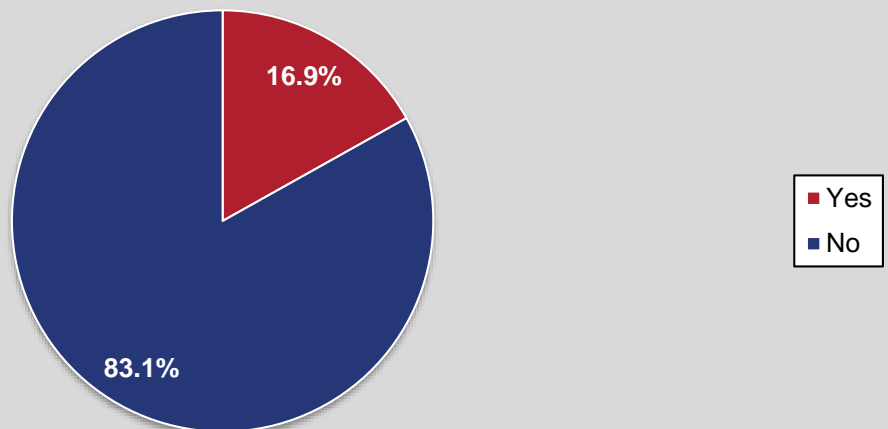
**CLE Credit for Pro Bono Services – Individual**

Have you applied to receive CLE credit for any pro bono legal services performed in 2016?



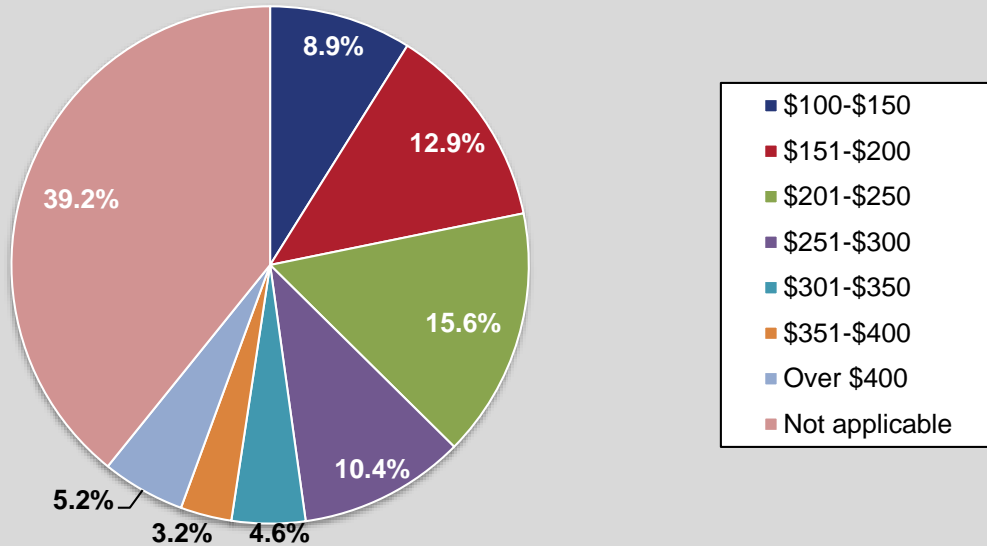
**CLE Credit for Pro Bono Services – Reported by Representatives**

Have any attorneys for whom you are reporting applied to receive CLE credit for any pro bono legal services performed in 2016?



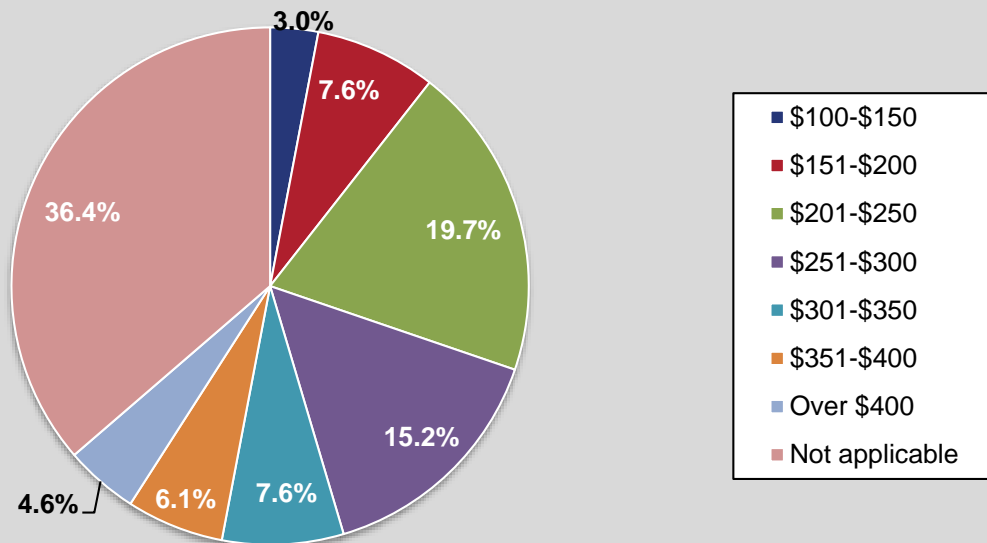
**Average Hourly Billing Rates Reported by Individuals**

C) What is your average hourly billing rate?



**Average Hourly Billing Rates Reported by Representatives**

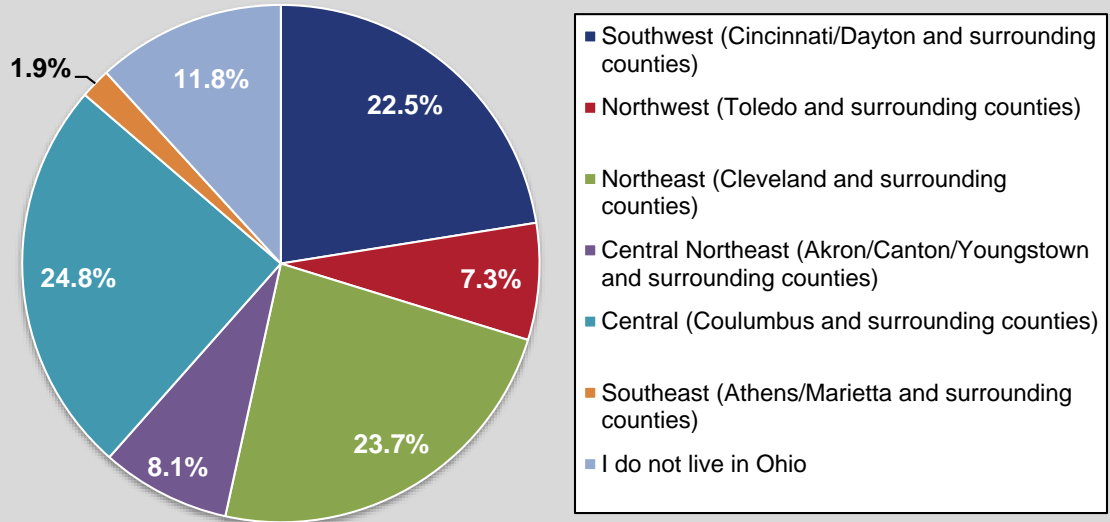
C) What is the average hourly billing rate for attorneys in your firm (or office/branch), company, department or agency?





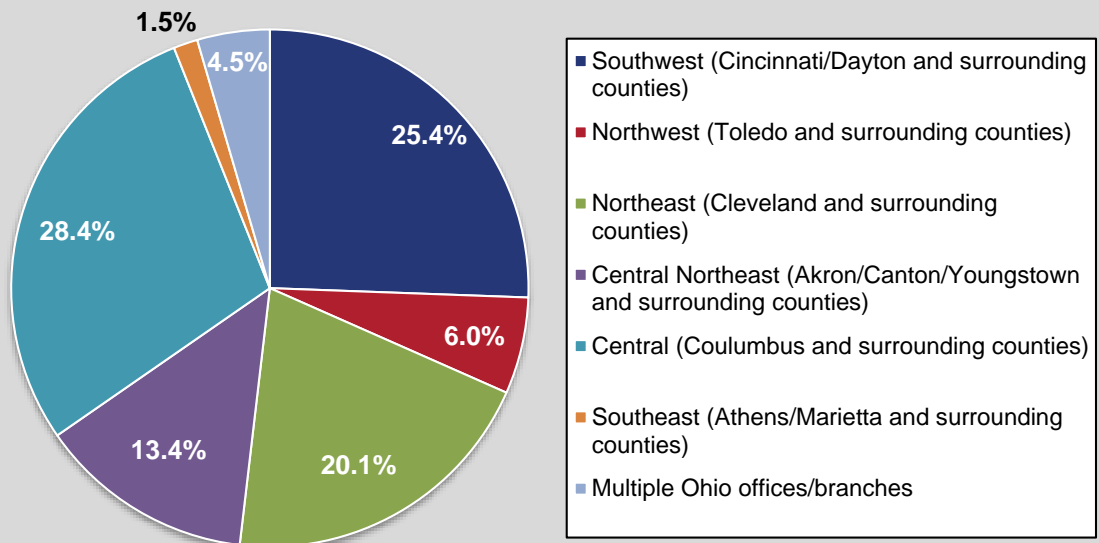
**In What Part of the State Do You Live?**

**B) In what part of the state do you live?**



**In What Part of the State is Your Firm, Company, Department or Agency Located?**

**B) In what part of the state is your firm (or office/branch), company, department or agency situated?**





REPORT TO THE SUPREME COURT OF OHIO  
FROM THE OHIO LEGAL ASSISTANCE FOUNDATION

VOLUNTARY, ANONYMOUS PRO BONO REPORTING FOR  
CALENDAR YEAR 2016

**Conclusion**

The number of attorneys choosing to participate in voluntary pro bono reporting nearly doubled in 2015, and remained at the same high level in 2016. This suggests that, for those who choose to participate, voluntary pro bono reporting has become routinized.

The number of hours reported by individual attorneys increased a healthy eight percent, while the number of hours reported by representatives decreased. As was noted in the conclusion to last year's report on voluntary pro bono reporting, the decrease in representative-reported hours may suggest a continuation of decreased firm emphasis on pro bono work as economic conditions have improved.

The Foundation believes that Court-encouraged pro bono reporting is an important tool for both evaluating and encouraging pro bono work. According to the American Bar Association, 22 states now have either mandatory or voluntary pro bono reporting, with Indiana the most recent state to adopt a pro bono reporting system (2015).<sup>10</sup> In Ohio, the Court's continued emphasis on access to justice, and the importance of pro bono work as a core professional value, was exhibited most recently by the Court's support for the Foundation's statewide Pro Bono Summit. The Foundation deeply appreciates the Court's continuing encouragement of pro bono legal services and advancing access to justice across Ohio.

The Foundation expresses its appreciation to Lori L. Keating, Esq., former Secretary to the Commission on Professionalism; Bret Crow, Public Information Office Manager; and Mark Dutton, Manager of Application Development. The Foundation also expresses its gratitude for retired Director of the Attorney Services Division, Susan B. Christoff, Esq., for her collaborative spirit, and continual good cheer from the outset of voluntary pro bono reporting until her retirement at the end of 2016.

---

<sup>10</sup> [https://www.americanbar.org/groups/probono\\_public\\_service/ts/pbreporting.html](https://www.americanbar.org/groups/probono_public_service/ts/pbreporting.html)



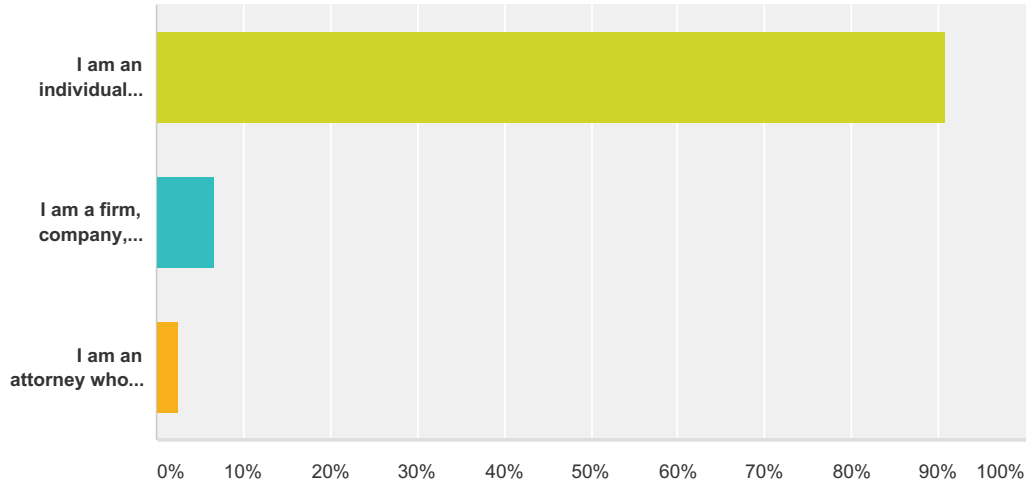
## **APPENDIX 1**

Voluntary Pro Bono Reporting (Calendar Year 2016):

Summary of Pro Bono Reporting Results

**Q1 Please check the description that best describes who you are and what you are reporting. Choose only one.**

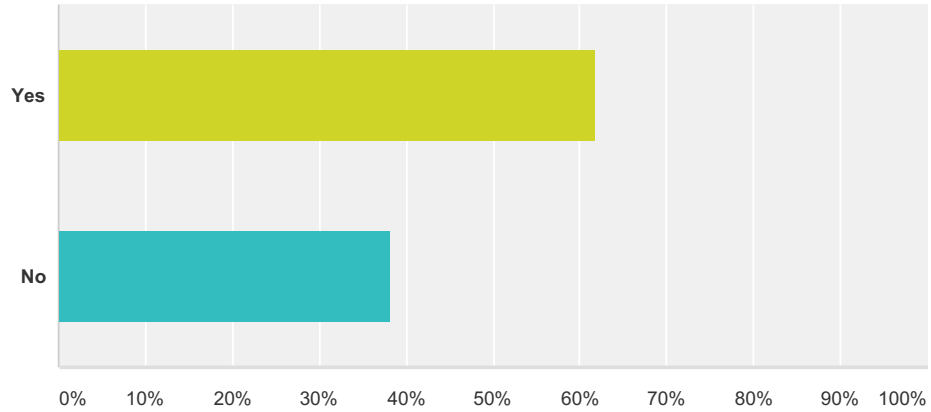
Answered: 1,695 Skipped: 0



Answer Choices	Responses
I am an individual attorney reporting pro bono legal services and/or financial contributions to Ohio organizations that provide legal services to persons of limited means.	90.80% 1,539
I am a firm, company, department or agency representative reporting pro bono hours, and/or financial contributions to Ohio organizations that provide legal services to persons of limited means, on behalf of others or myself and others.	6.61% 112
I am an attorney whose pro bono hours are being reported by a representative, and I am reporting ONLY my financial contributions to Ohio organizations that provide legal services to persons of limited means.	2.60% 44
<b>Total</b>	<b>1,695</b>

**Q2 Did you provide hours of "pro bono legal services" in the state of Ohio during calendar year 2016?**

Answered: 1,522 Skipped: 173



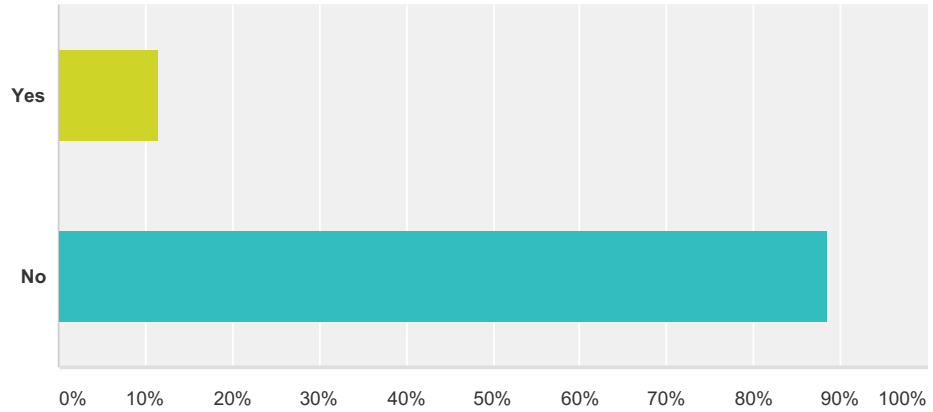
Answer Choices	Responses	
Yes	61.89%	942
No	38.11%	580
Total		1,522

**Q3 Please enter the number of hours of pro bono legal services provided during calendar year 2016 in the state of Ohio. While an exact answer is preferred, a good faith estimate may be used to answer this question.**

Answered: 909 Skipped: 786

### Q4 Have you applied to receive CLE credit for any pro bono legal services performed in 2016?

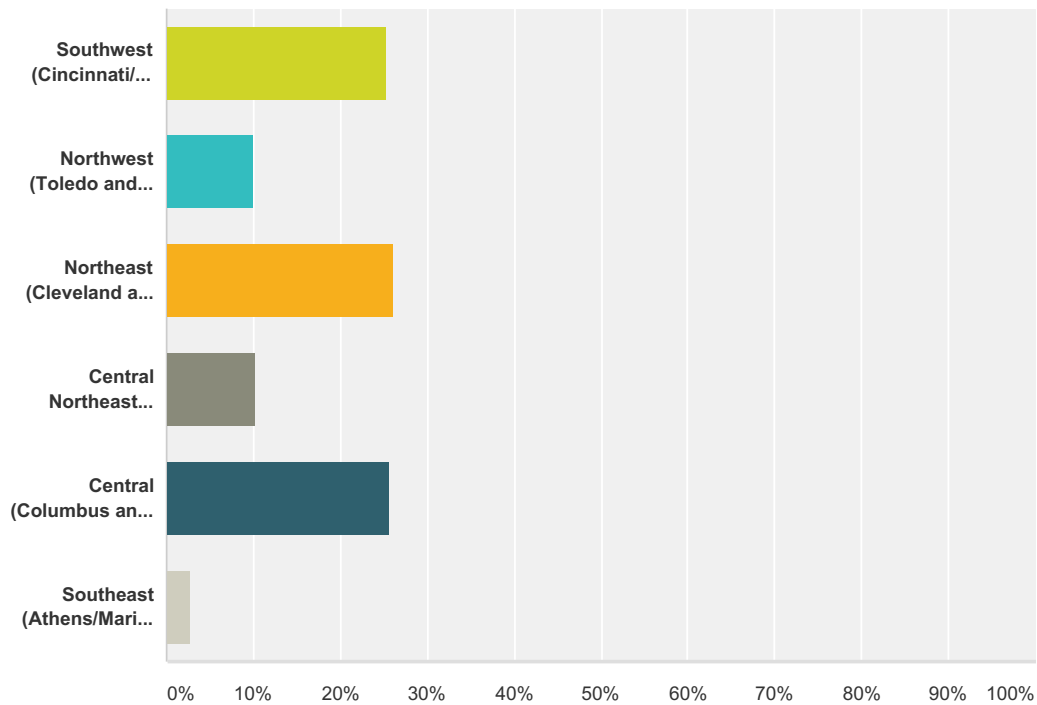
Answered: 909 Skipped: 786



Answer Choices	Responses	
Yes	11.55%	105
No	88.45%	804
<b>Total</b>		<b>909</b>

## Q5 In what part of the state did you provide all or most of your pro bono legal services?

Answered: 909 Skipped: 786

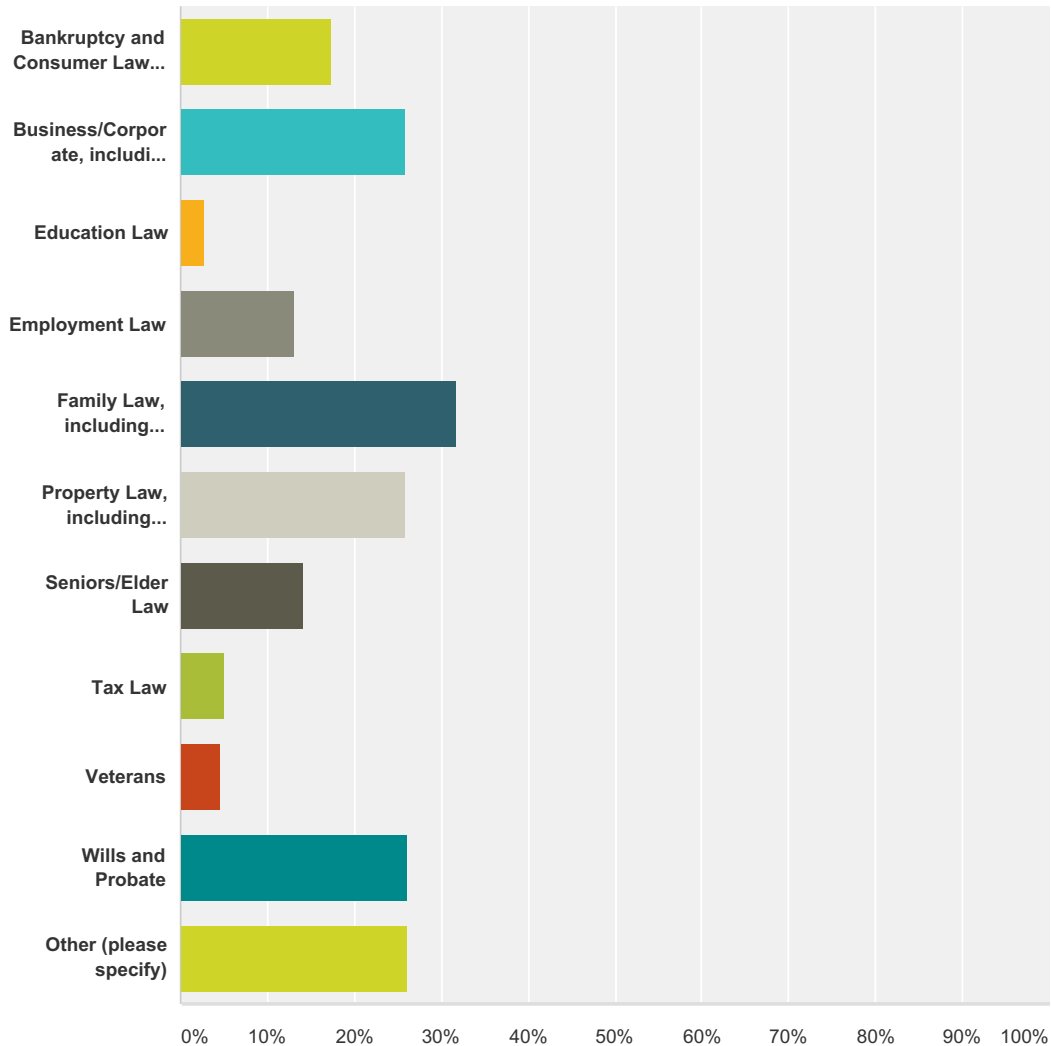


Answer Choices	Responses	
Southwest (Cincinnati/Dayton and surrounding counties)	25.30%	230
Northwest (Toledo and surrounding counties)	10.01%	91
Northeast (Cleveland and surrounding counties)	26.07%	237
Central Northeast (Akron/Canton/Youngstown and surrounding counties)	10.23%	93
Central (Columbus and surrounding counties)	25.74%	234
Southeast (Athens/Marietta and surrounding counties)	2.64%	24
<b>Total</b>		<b>909</b>



**Q6 In what practice area(s) did you provide pro bono legal services? Select all that apply. Use the "other" category only for specific areas that do not fall within the general categories listed below, e.g., patent or immigration.**

Answered: 886 Skipped: 809



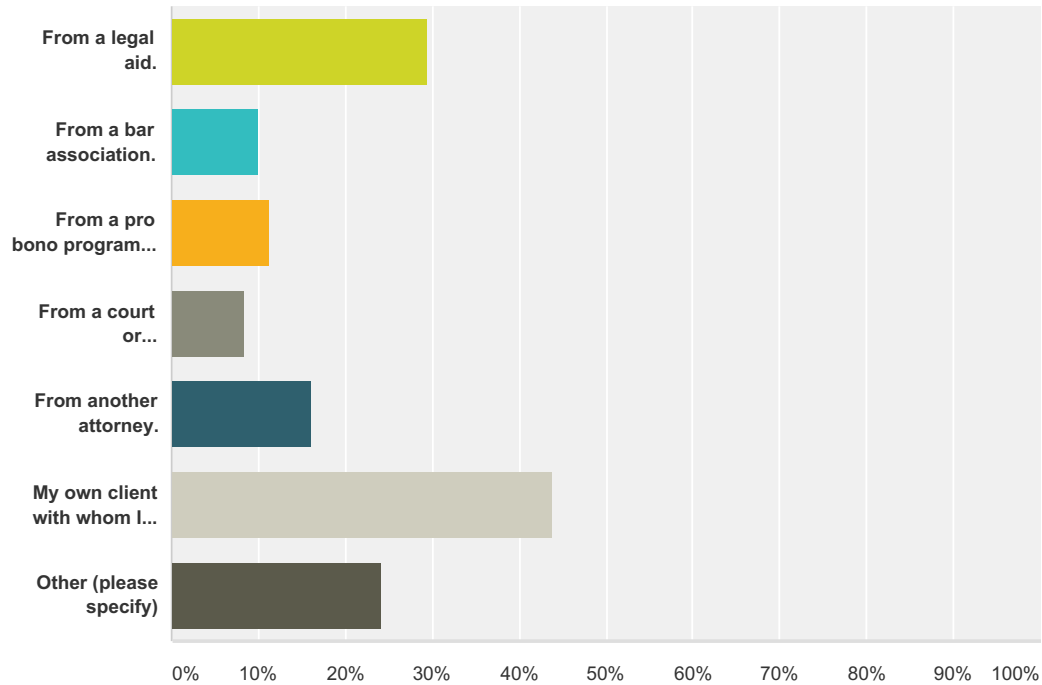
Answer Choices	Responses
Bankruptcy and Consumer Law, including Collections	17.38% 154
Business/Corporate, including Non Profit Representation*	25.85% 229
Education Law	2.71% 24
Employment Law	13.21% 117
Family Law, including Domestic Violence	31.83% 282

## Voluntary Pro Bono Reporting (Calendar Year 2016)

Property Law, including Foreclosure and Landlord/Tenant	25.96%	230
Seniors/Elder Law	14.22%	126
Tax Law	5.08%	45
Veterans	4.63%	41
Wills and Probate	26.19%	232
Other (please specify)	26.19%	232
<b>Total Respondents: 886</b>		

**Q7 From what source(s) did you receive the case(s) or matter(s) for which you provided pro bono legal services? Select all that apply. Use the "other" category only for the few specific referral sources that do not fit within the broad categories listed below.**

Answered: 881 Skipped: 814



Answer Choices	Responses	
From a legal aid.	29.40%	259
From a bar association.	10.10%	89
From a pro bono program not affiliated with a bar association or legal aid.	11.24%	99
From a court or court-sponsored program.	8.40%	74
From another attorney.	16.12%	142
My own client with whom I agreed to represent pro bono at the START of representation.	43.81%	386
Other (please specify)	24.29%	214
Total Respondents: 881		

**Q8 Please enter the number of hours of pro bono legal services provided during calendar year 2016 in the state of Ohio by attorneys in the firm (or office/branch), company, department or agency for whom you are reporting. While an exact answer is preferred, a good faith estimate may be used to answer this question.**

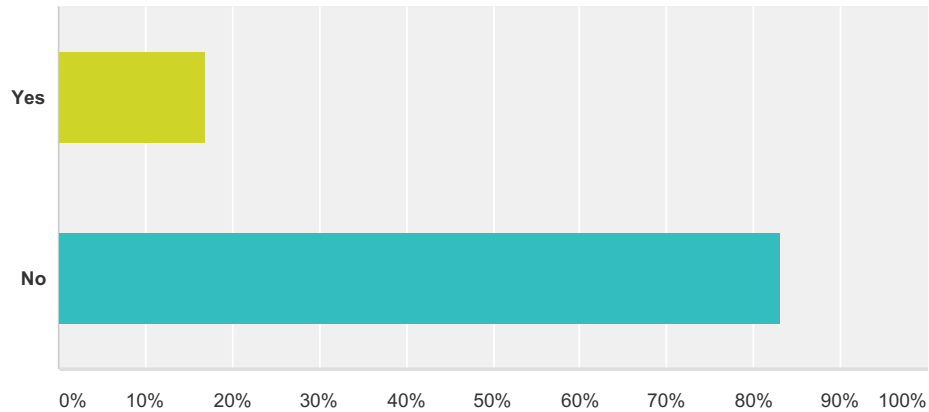
Answered: 77 Skipped: 1,618

**Q9 Please enter the number of attorneys in your firm (or office/branch), company, department or agency for whom you are reporting.**

Answered: 77   Skipped: 1,618

**Q10 Have any attorneys for whom you are reporting applied to receive CLE credit for any pro bono legal services performed in 2016?**

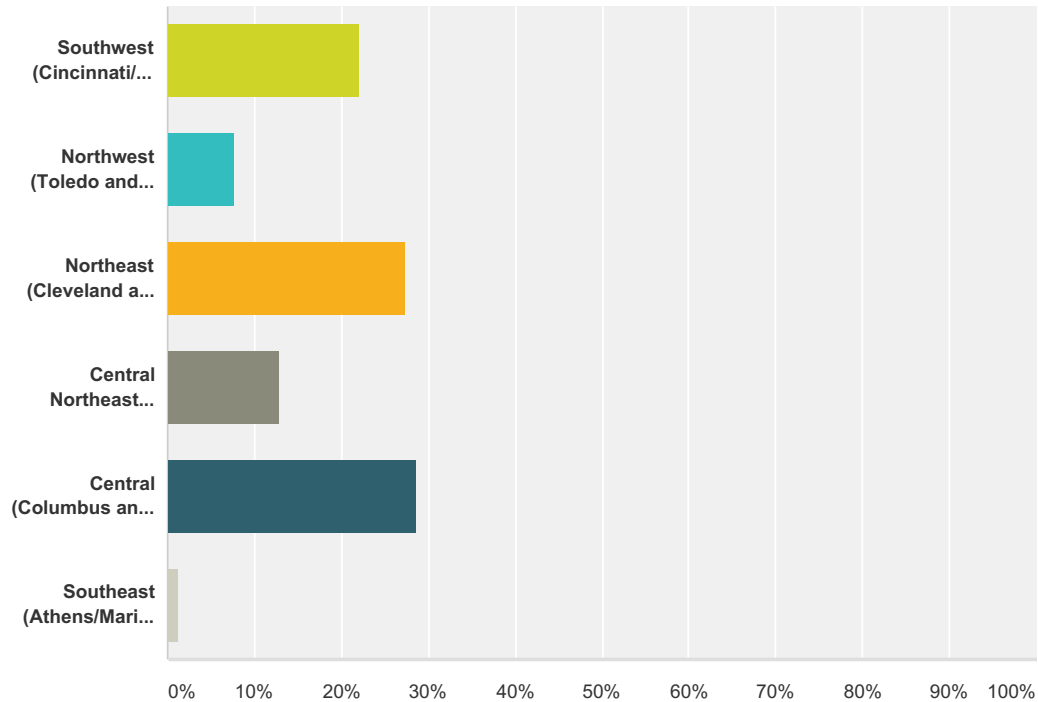
Answered: 77 Skipped: 1,618



Answer Choices	Responses	
Yes	16.88%	13
No	83.12%	64
<b>Total</b>		<b>77</b>

**Q11 In what part of the state did your firm (or office/branch), company, department or agency provide all or most of its pro bono legal services?**

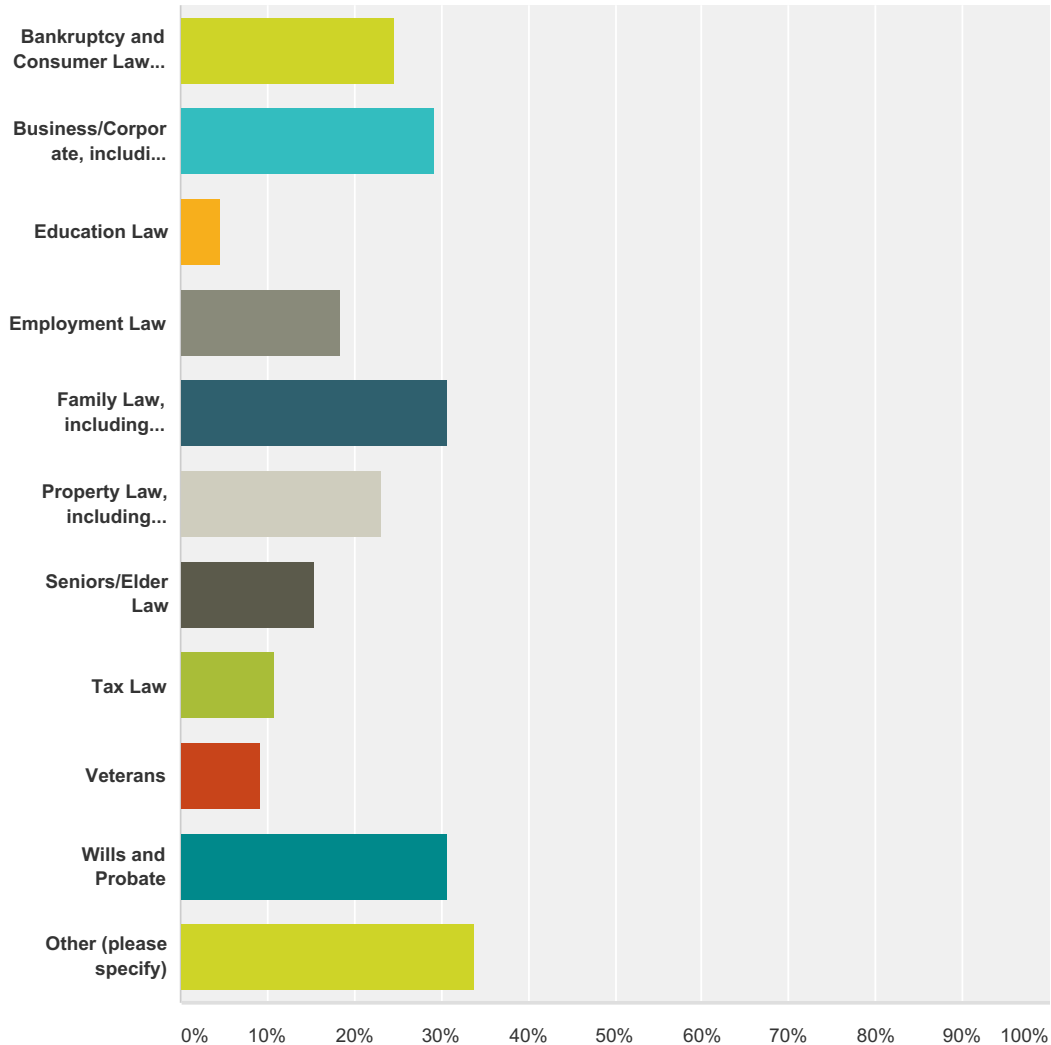
Answered: 77 Skipped: 1,618



Answer Choices	Responses	
Southwest (Cincinnati/Dayton and surrounding counties)	22.08%	17
Northwest (Toledo and surrounding counties)	7.79%	6
Northeast (Cleveland and surrounding counties)	27.27%	21
Central Northeast (Akron/Canton/Youngstown and surrounding counties)	12.99%	10
Central (Columbus and surrounding counties)	28.57%	22
Southeast (Athens/Marietta and surrounding counties)	1.30%	1
<b>Total</b>		<b>77</b>

**Q12 In what practice area(s) did your firm (or office/branch), company, department or agency provide pro bono legal services? Select all that apply. Use the "other" category only for specific areas that do not fall within the general categories listed below, e.g., patent or immigration.**

Answered: 65 Skipped: 1,630



Answer Choices	Responses	
Bankruptcy and Consumer Law, including Collections	24.62%	16
Business/Corporate, including Non Profit Representation*	29.23%	19
Education Law	4.62%	3
Employment Law	18.46%	12
Family Law, including Domestic Violence	30.77%	20

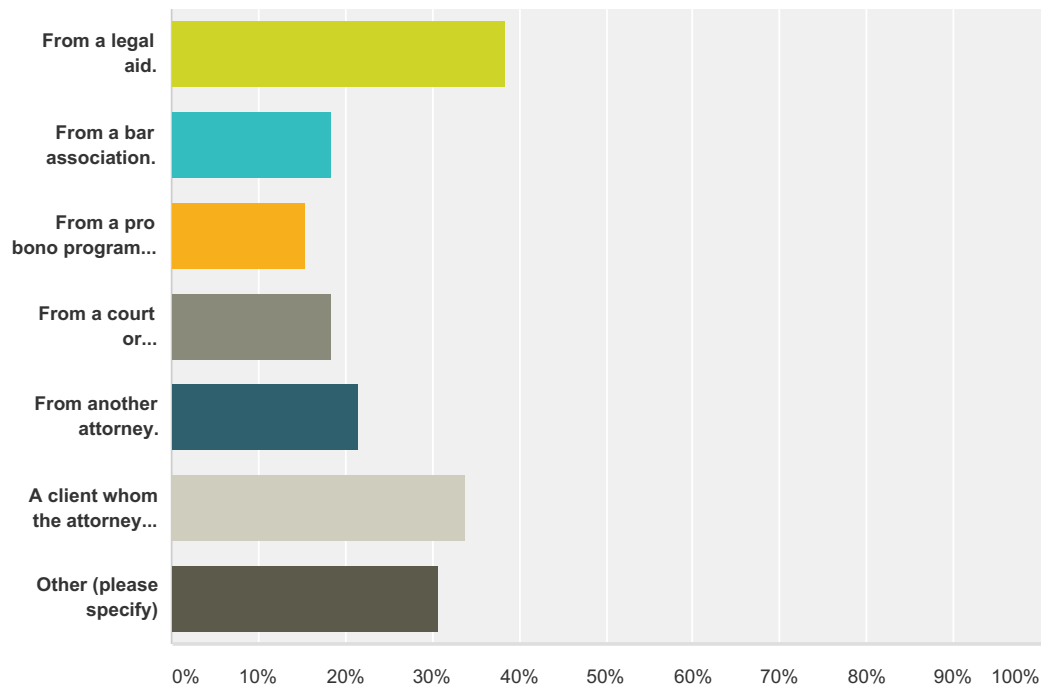


## Voluntary Pro Bono Reporting (Calendar Year 2016)

Property Law, including Foreclosure and Landlord/Tenant	23.08%	15
Seniors/Elder Law	15.38%	10
Tax Law	10.77%	7
Veterans	9.23%	6
Wills and Probate	30.77%	20
Other (please specify)	33.85%	22
<b>Total Respondents: 65</b>		

**Q13 From what source(s) did your firm (or office/branch), company, department or agency receive the case(s) or matter(s) for which it provided pro bono legal services?**  
**Select all that apply. Use the "other" category only for the few specific referral sources that do not fit within the broad categories listed below.**

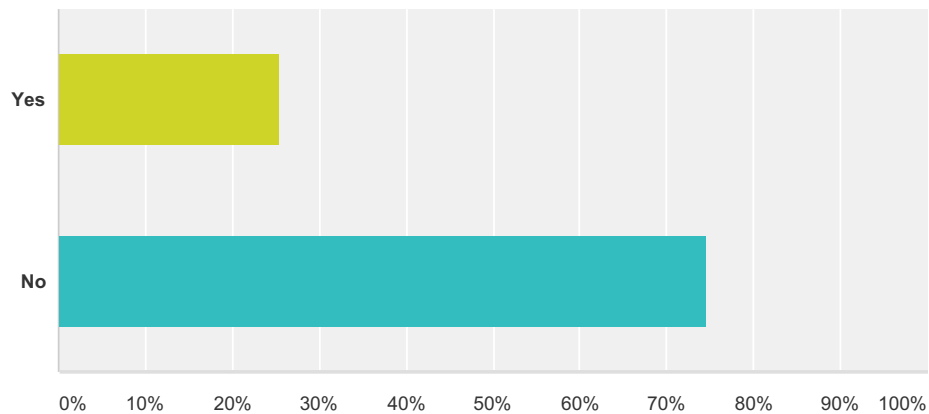
Answered: 65 Skipped: 1,630



Answer Choices	Responses	
From a legal aid.	38.46%	25
From a bar association.	18.46%	12
From a pro bono program not affiliated with a bar association or legal aid.	15.38%	10
From a court or court-sponsored program.	18.46%	12
From another attorney.	21.54%	14
A client whom the attorney agreed to represent pro bono at the START of representation.	33.85%	22
Other (please specify)	30.77%	20
Total Respondents: 65		

**Q14 For calendar year 2016, did you make any financial contributions to Ohio organizations that provide legal services to persons of limited means? Law firm equity partners may report a pro rata share of law firm contributions to Ohio organizations that provide legal services to persons of limited means.**

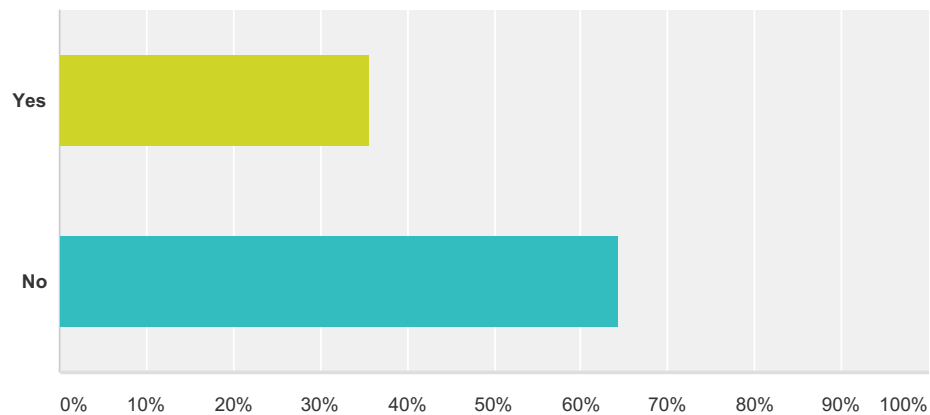
Answered: 1,501 Skipped: 194



Answer Choices	Responses	
Yes	25.52%	383
No	74.48%	1,118
<b>Total</b>		<b>1,501</b>

**Q15 For calendar year 2016, did members of your firm (or office/branch), company, department or agency for whom you are reporting make financial contributions to Ohio organizations that provide legal services to persons of limited means? Law firm equity partners may report a pro rata share of law firm contributions to Ohio organizations that provide legal services to persons of limited means. Pro rata shares reported by law firm representatives should not duplicate contributions reported individually by law firm equity partners.**

Answered: 73 Skipped: 1,622



Answer Choices	Responses	
Yes	35.62%	26
No	64.38%	47
Total		73

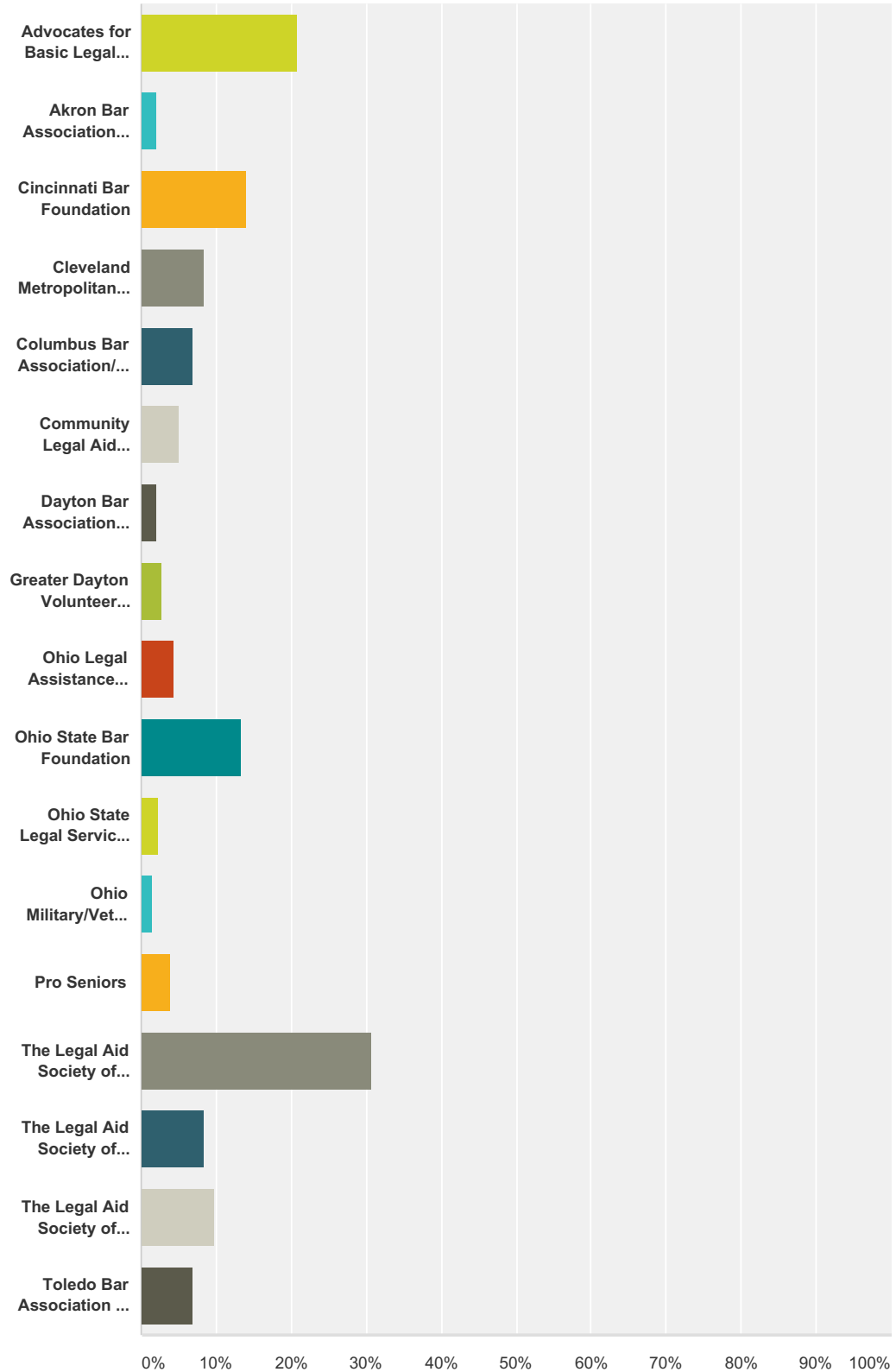
**Q16 Please enter below the total dollar amount of financial contributions made in calendar year 2016 to Ohio organizations that provide legal services to persons of limited means. Enter only contributions made to Ohio organizations that provide legal services to persons of limited means, not other charitable contributions. Enter 1000 for \$1,000.00.**

Answered: 359 Skipped: 1,336

**Q17 To which organization(s) that provide legal services to persons of limited means did you make a financial contribution during calendar year 2016? Check all that apply.**

Answered: 335 Skipped: 1,360

# Voluntary Pro Bono Reporting (Calendar Year 2016)



Answer Choices	Responses	
Advocates for Basic Legal Equality/Legal Aid of Western Ohio	20.90%	70
Akron Bar Association Foundation	2.09%	7

## Voluntary Pro Bono Reporting (Calendar Year 2016)

Cincinnati Bar Foundation	14.03%	47
Cleveland Metropolitan Bar Foundation	8.36%	28
Columbus Bar Association/Foundation - Lawyers for Justice	6.87%	23
Community Legal Aid Services	5.07%	17
Dayton Bar Association Foundation	2.09%	7
Greater Dayton Volunteer Lawyers Project	2.69%	9
Ohio Legal Assistance Foundation	4.48%	15
Ohio State Bar Foundation	13.43%	45
Ohio State Legal Services Association/Southeastern Ohio Legal Services/Ohio Poverty Law Center	2.39%	8
Ohio Military/Veterans Legal Assistance Project/Operation Legal Help Ohio	1.49%	5
Pro Seniors	3.88%	13
The Legal Aid Society of Cleveland	30.75%	103
The Legal Aid Society of Columbus	8.36%	28
The Legal Aid Society of Greater Cincinnati/Legal Aid Society of Southwest Ohio/Volunteer Lawyers Project	9.85%	33
Toledo Bar Association Pro Bono Program	6.87%	23
<b>Total Respondents: 335</b>		



**Q18 Please enter below the total dollar amount of financial contributions made by your firm (or office/branch), company, department or agency, and/or attorneys for whom you are reporting, in calendar year 2016, to Ohio organizations that provide legal services to persons of limited means. Enter only contributions made to Ohio organizations that provide legal services to persons of limited means, not other charitable organizations. By example, enter 1000 for \$1,000.00.**

Answered: 26   Skipped: 1,669

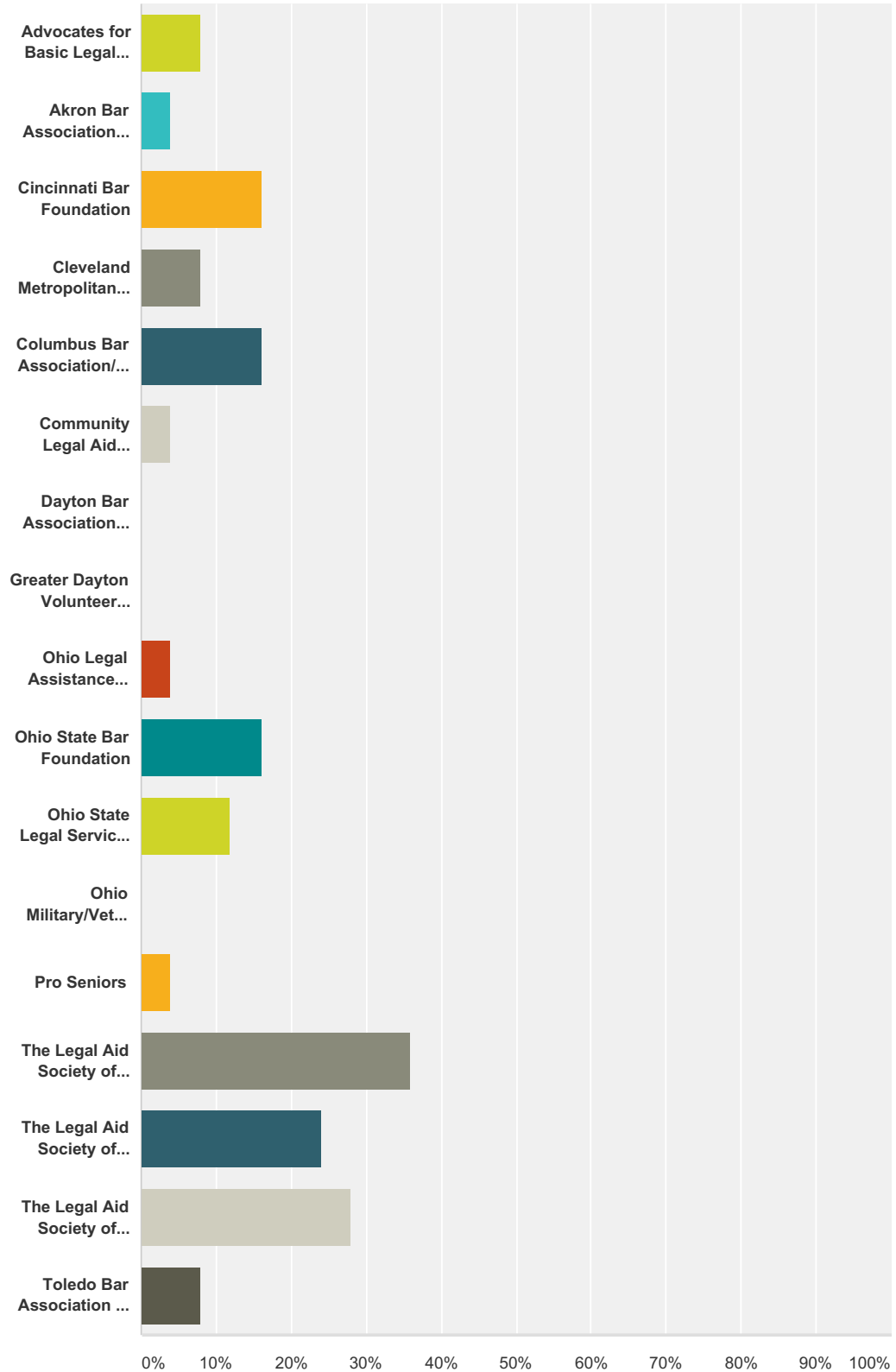
**Q19 Please enter the number of attorneys in your firm (or office/branch), company, department or agency for whom you are reporting.**

Answered: 26   Skipped: 1,669

**Q20 To which organization(s) that provide legal services to persons of limited means did your firm (or office/branch), company, department, agency, or attorneys for whom you are reporting make a financial contribution during calendar year 2016?  
Check all that apply.**

Answered: 25   Skipped: 1,670

# Voluntary Pro Bono Reporting (Calendar Year 2016)



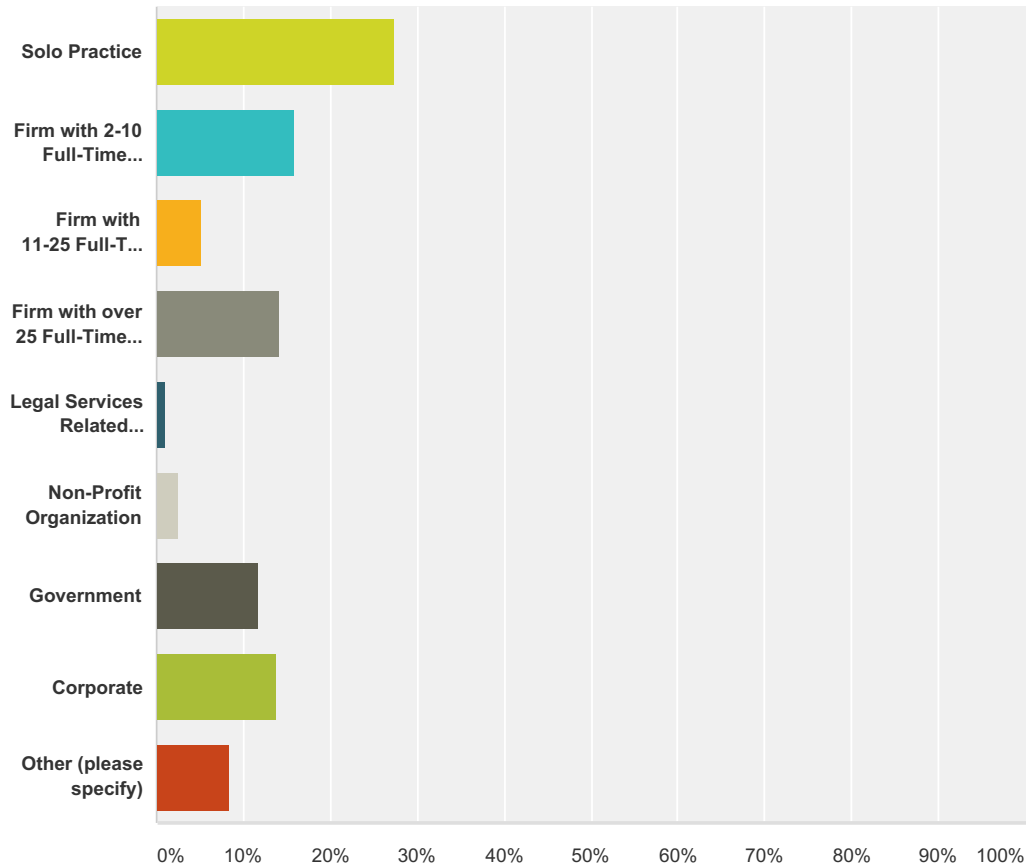
Answer Choices	Responses	
Advocates for Basic Legal Equality/Legal Aid of Western Ohio	8.00%	2
Akron Bar Association Foundation	4.00%	1

## Voluntary Pro Bono Reporting (Calendar Year 2016)

Cincinnati Bar Foundation	16.00%	4
Cleveland Metropolitan Bar Foundation	8.00%	2
Columbus Bar Association/Foundation - Lawyers for Justice	16.00%	4
Community Legal Aid Services	4.00%	1
Dayton Bar Association Foundation	0.00%	0
Greater Dayton Volunteer Lawyers Project	0.00%	0
Ohio Legal Assistance Foundation	4.00%	1
Ohio State Bar Foundation	16.00%	4
Ohio State Legal Services Association/Southeastern Ohio Legal Services/Ohio Poverty Law Center	12.00%	3
Ohio Military/Veterans Legal Assistance Project/Operation Legal Help Ohio	0.00%	0
Pro Seniors	4.00%	1
The Legal Aid Society of Cleveland	36.00%	9
The Legal Aid Society of Columbus	24.00%	6
The Legal Aid Society of Greater Cincinnati/Legal Aid Society of Southwest Ohio/Volunteer Lawyers Project	28.00%	7
Toledo Bar Association Pro Bono Program	8.00%	2
<b>Total Respondents: 25</b>		

## Q21 Do you work for/in a:

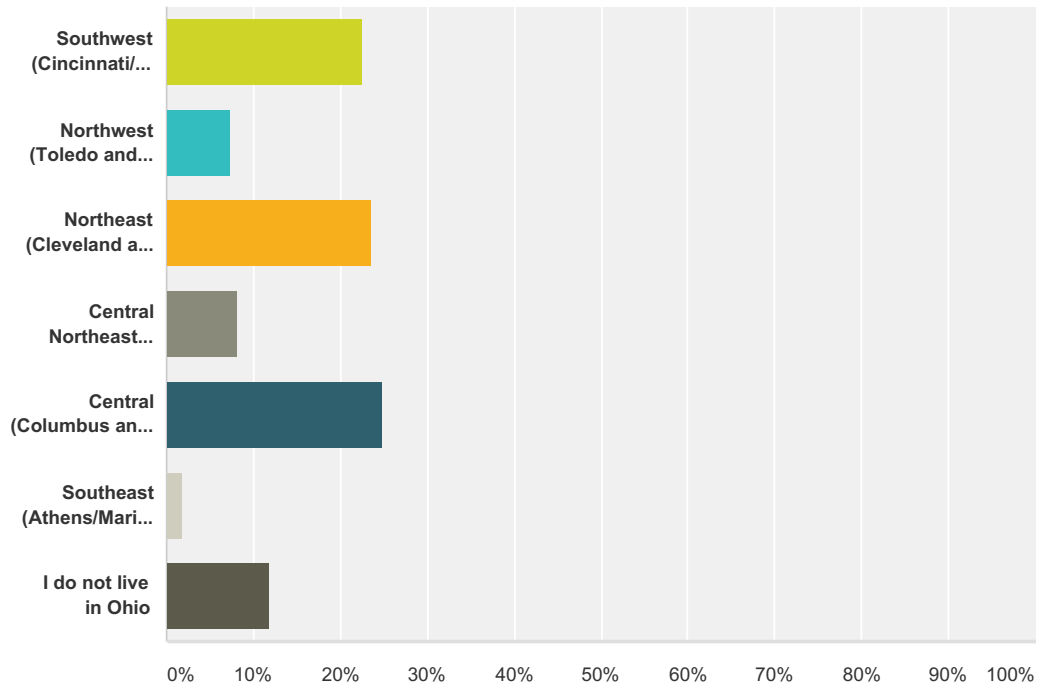
Answered: 1,461 Skipped: 234



Answer Choices	Responses	
Solo Practice	27.38%	400
Firm with 2-10 Full-Time Lawyers	15.81%	231
Firm with 11-25 Full-Time Lawyers	5.20%	76
Firm with over 25 Full-Time Lawyers	14.17%	207
Legal Services Related Organization	1.10%	16
Non-Profit Organization	2.46%	36
Government	11.77%	172
Corporate	13.76%	201
Other (please specify)	8.35%	122
<b>Total</b>		<b>1,461</b>

## Q22 In what part of the state do you live?

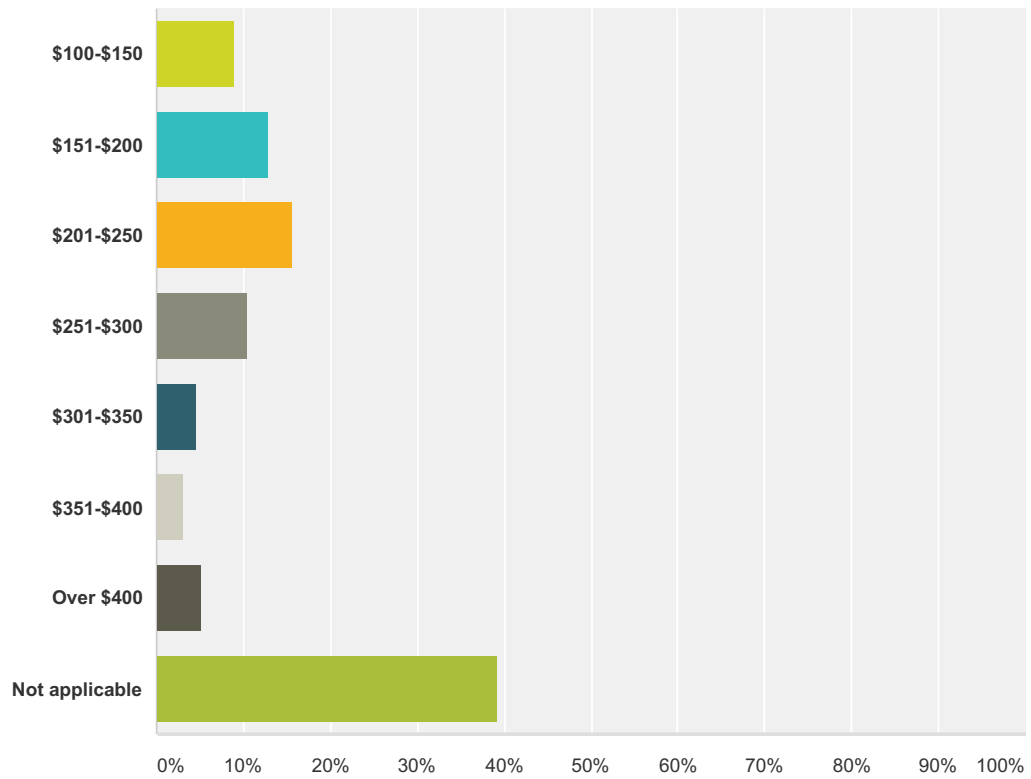
Answered: 1,461 Skipped: 234



Answer Choices	Responses	
Southwest (Cincinnati/Dayton and surrounding counties)	22.45%	328
Northwest (Toledo and surrounding counties)	7.26%	106
Northeast (Cleveland and surrounding counties)	23.68%	346
Central Northeast (Akron/Canton/Youngstown and surrounding counties)	8.08%	118
Central (Columbus and surrounding counties)	24.78%	362
Southeast (Athens/Marietta and surrounding counties)	1.92%	28
I do not live in Ohio	11.84%	173
<b>Total</b>		<b>1,461</b>

## Q23 What is your average hourly billing rate?

Answered: 1,459 Skipped: 236

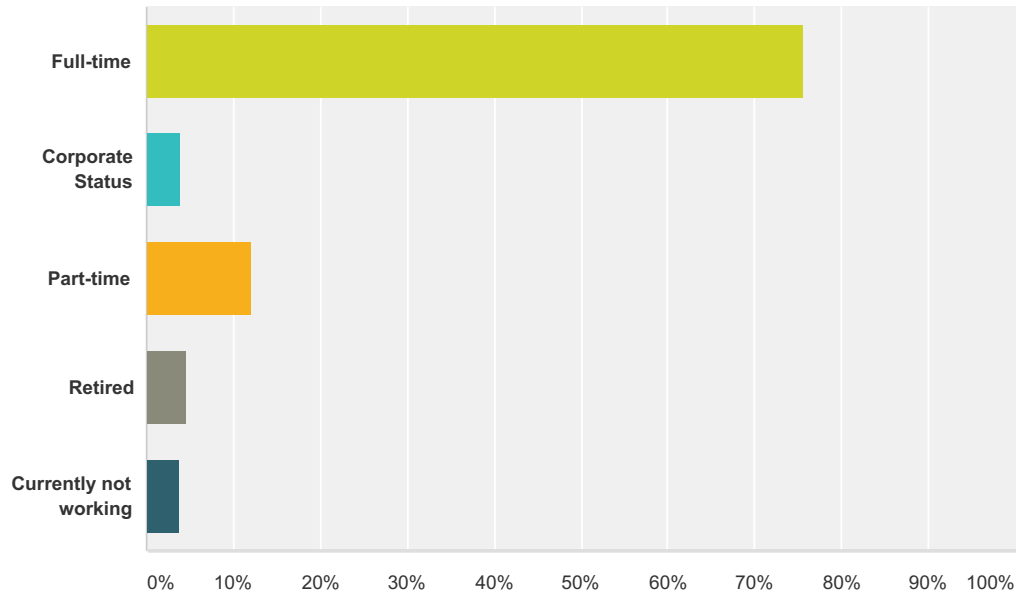


Answer Choices	Responses	
\$100-\$150	8.91%	130
\$151-\$200	12.89%	188
\$201-\$250	15.56%	227
\$251-\$300	10.42%	152
\$301-\$350	4.59%	67
\$351-\$400	3.22%	47
Over \$400	5.21%	76
Not applicable	39.20%	572
<b>Total</b>		<b>1,459</b>



## Q24 Work Status?

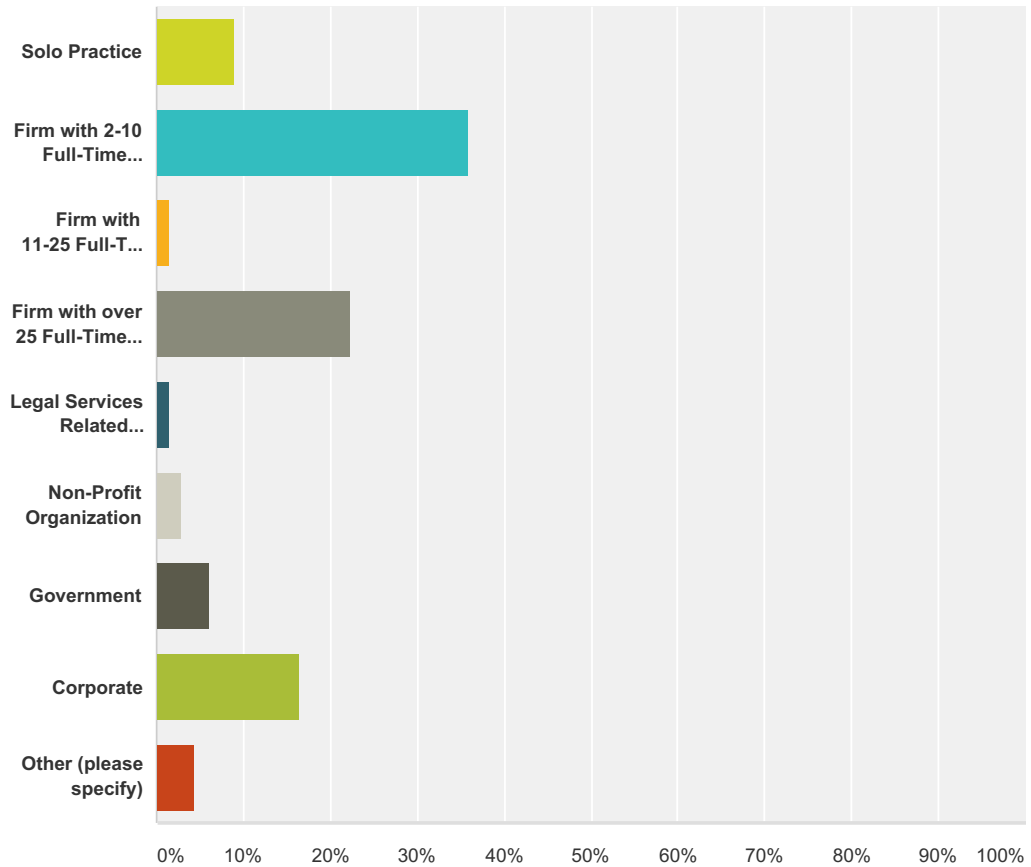
Answered: 1,458 Skipped: 237



Answer Choices	Responses	
Full-time	75.65%	1,103
Corporate Status	3.91%	57
Part-time	12.14%	177
Retired	4.53%	66
Currently not working	3.77%	55
<b>Total</b>		<b>1,458</b>

## Q25 Do you work for/in a:

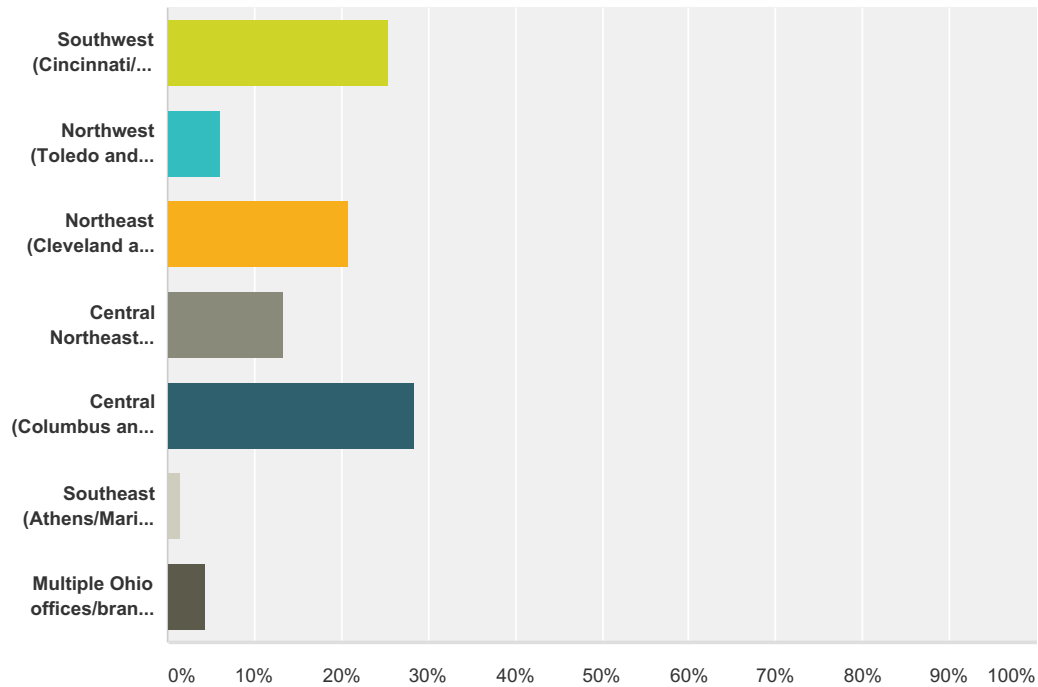
Answered: 67 Skipped: 1,628



Answer Choices	Responses
Solo Practice	8.96% 6
Firm with 2-10 Full-Time Lawyers	35.82% 24
Firm with 11-25 Full-Time Lawyers	1.49% 1
Firm with over 25 Full-Time Lawyers	22.39% 15
Legal Services Related Organization	1.49% 1
Non-Profit Organization	2.99% 2
Government	5.97% 4
Corporate	16.42% 11
Other (please specify)	4.48% 3
<b>Total</b>	<b>67</b>

## Q26 In what part of the state is your firm (or office/branch), company, department or agency situated?

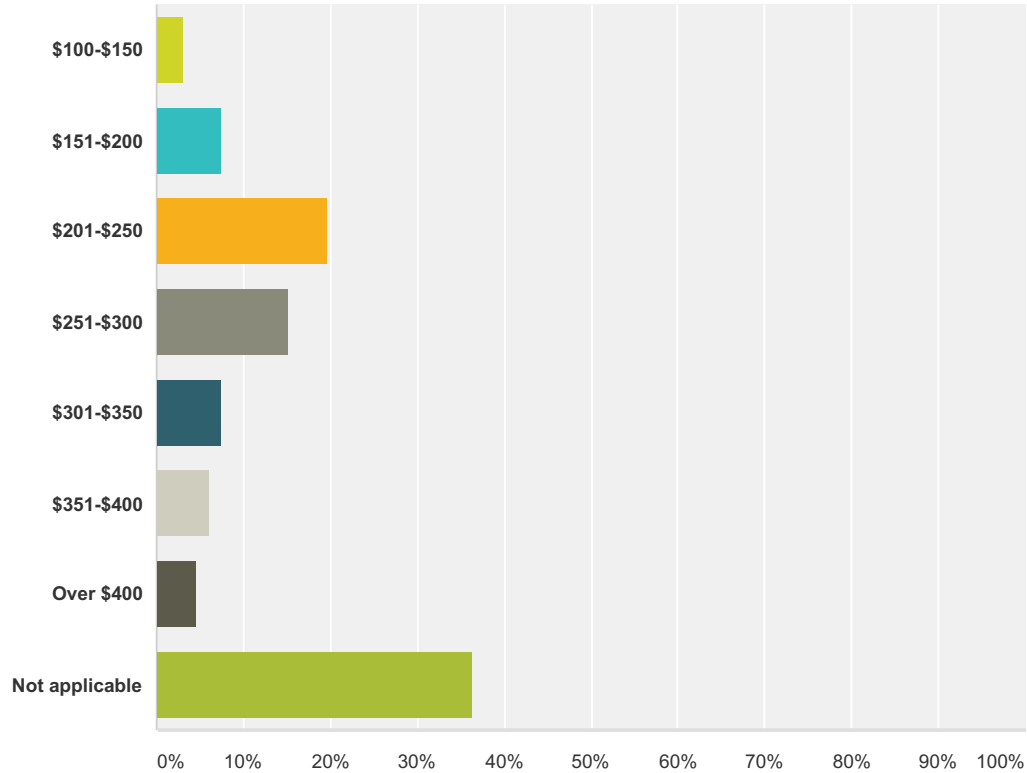
Answered: 67 Skipped: 1,628



Answer Choices	Responses	
Southwest (Cincinnati/Dayton and surrounding counties)	25.37%	17
Northwest (Toledo and surrounding counties)	5.97%	4
Northeast (Cleveland and surrounding counties)	20.90%	14
Central Northeast (Akron/Canton/Youngstown and surrounding counties)	13.43%	9
Central (Columbus and surrounding counties)	28.36%	19
Southeast (Athens/Marietta and surrounding counties)	1.49%	1
Multiple Ohio offices/branches	4.48%	3
<b>Total</b>		<b>67</b>

**Q27 What is the average hourly billing rate for attorneys in your firm (or office/branch), company, department or agency?**

Answered: 66 Skipped: 1,629



Answer Choices	Responses
\$100-\$150	3.03% 2
\$151-\$200	7.58% 5
\$201-\$250	19.70% 13
\$251-\$300	15.15% 10
\$301-\$350	7.58% 5
\$351-\$400	6.06% 4
Over \$400	4.55% 3
Not applicable	36.36% 24
<b>Total</b>	<b>66</b>